



# Recommendations for Improving the Core Sets of Health Care Quality Measures for Medicaid and CHIP

Summary of a Workgroup Review of the 2023 Child and  
Adult Core Sets

Final Report

August 2022



# 2023 CHILD AND ADULT CORE SET ANNUAL REVIEW WORKGROUP MEMBERS

## Voting Members (Affiliation as of April 2022)

---

**David Kelley, MD, MPA, Co-Chair**  
*Pennsylvania Department of Human Services*

**Kim Elliott, PhD, MA, CPHQ, CHCA, Co-Chair**  
*Health Services Advisory Group*

**Richard Antonelli, MD, MS**  
*Boston Children's Hospital*

**Tricia Brooks, MBA**  
*Georgetown University Center for Children and Families*

**Karly Campbell, MPP**  
*TennCare*  
*Nominated by the National Association of Medicaid Directors*

**Lindsay Cogan, PhD, MS**  
*New York State Department of Health*

**James Crall, DDS, ScD, MS**  
*UCLA School of Dentistry*  
*Nominated by the American Dental Association*

**Curtis Cunningham**  
*Wisconsin Department of Health Services*  
*Nominated by ADvancing States*

**Amanda Dumas, MD, MSc**  
*Louisiana Department of Health*  
*Nominated by the Medicaid Medical Directors Network*

**Anne Edwards, MD**  
*American Academy of Pediatrics*  
*Nominated by the American Academy of Pediatrics*

**Katelyn Fitzsimmons, MA**  
*Anthem*  
*Nominated by the National MLTSS Health Plan Association*

**Lisa Glenn, MD**  
*Texas Health and Human Services Commission*  
*Nominated by the Medicaid Medical Directors Network*

**Tracy Johnson, PhD, MA**  
*Colorado Department of Health Care Policy and Financing*  
*Nominated by the National Association of Medicaid Directors*

**Diana Jolles, PhD, CNM, FACNM**  
*Frontier Nursing University*  
*Nominated by the American College of Nurse-Midwives*

**Russell Kohl, MD, FAAFP**  
*TMF Health Quality Institute*  
*Nominated by the American Academy of Family Physicians*

**David Kroll, MD**  
*Department of Psychiatry, Brigham Health, Harvard Medical School*  
*Nominated by the American Psychiatric Association*

**Rachel LaCroix, PhD, PMP**  
*Florida Agency for Health Care Administration*  
*Nominated by the National Association of Medicaid Directors*

**Jill Morrow-Gorton, MD, MBA**  
*University of Pittsburgh Medical Center Health Plan*

**Kolynda Parker, MHS**  
*Louisiana Department of Health*  
*Nominated by the National Association of Medicaid Directors*

**Mihir Patel, PharmD**  
*PacificSource*  
*Nominated by the Academy of Managed Care Pharmacy*

**Lisa Patton, PhD**  
*IBM Watson Health*

**Sara Salek, MD**  
*Arizona Healthcare Cost Containment System*

**Lisa Satterfield, MS, MPH, CAE, CPH**  
*American College of Obstetricians and Gynecologists*  
*Nominated by the American College of Obstetricians and Gynecologists*

**Linette Scott, MD, MPH**  
*California Department of Health Care Services*

**Jennifer Tracey, MHA**  
*Zero to Three*

**Ann Zerr, MD**  
*Indiana Family and Social Services Administration*

**Bonnie Zima, MD, MPH**  
*UCLA-Semel Institute for Neuroscience and Human Behavior*  
*Nominated by the American Academy of Child and Adolescent Psychiatry and American Psychiatric Association*

## Federal Liaisons (Nonvoting)

---

Agency for Healthcare Research and Quality, U.S. Department of Health and Human Services (HHS)

Center for Clinical Standards & Quality, Centers for Medicare & Medicaid Services, HHS

Centers for Disease Control and Prevention, HHS

Health Resources and Services Administration, HHS

Office of the Assistant Secretary for Planning and Evaluation, HHS

Office of Disease Prevention and Health Promotion, HHS

Office of Minority Health, HHS

Substance Abuse and Mental Health Services Administration, HHS

U.S. Department of Veterans Affairs

## Acknowledgments

This report was developed by Mathematica as part of the Technical Assistance and Analytic Support for the Medicaid and CHIP Quality Measurement and Improvement Program, sponsored by the Center for Medicaid and CHIP Services. The 2023 Child and Adult Core Set Annual Review Workgroup process and the subsequent development of this report benefitted from the contributions of the entire team:

**Project Director:** Margo Rosenbach, PhD, Mathematica

**Research, Analytics, and Logistics team:** Chrissy Fiorentini, Dayna Gallagher, Patricia Rowan, Alli Steiner, Kathleen Shea, Kate Nilles, Jessica Rosenblum, and Morgan Lee, Mathematica

**Communications Support:** Christal Stone Valenzano and Derek Mitchell, Mathematica

**Technical Writers:** Megan Thomas and Jenneil Johansen, Aurrera Health Group

Mathematica also acknowledges the contributions of the Child and Adult Core Set Workgroup members. Each member brought an invaluable perspective that informed the recommendations for the 2023 Child and Adult Core Sets. In particular, we thank the Workgroup co-chairs, Kim Elliott and David Kelley, for their insightful leadership. We also appreciate the participation of the federal liaisons, who provided cross-agency insight during the meetings.

In addition, we express our gratitude to the measure stewards who made themselves available throughout the review process. We appreciate the information they provided on the measures under consideration and thank them for responding to questions from the Workgroup during the meeting.

Mathematica also appreciates the comments provided by members of the public during the Workgroup meetings and during the public comment period for the draft report. The diversity of perspectives enriched the discussion about strengthening the Child and Adult Core Sets.

Finally, we thank the staff in the Division of Quality and Health Outcomes at the Center for Medicaid and CHIP Services for their input and guidance.

# Contents

Acknowledgments .....	iii
Acronyms .....	vi
Executive Summary .....	viii
Introduction .....	1
Overview of the Child and Adult Core Sets.....	3
The 2022 Child Core Set.....	3
The 2022 Adult Core Set.....	5
Use of the Child and Adult Core Sets for Quality Measurement and Improvement .....	6
Description of the 2023 Child and Adult Core Set Annual Review Process .....	7
Workgroup Composition.....	7
Workgroup Timeline and Meetings .....	8
Workgroup Recommendations for Improving the 2023 Child and Adult Core Sets.....	14
Criteria Considered for Removal of Existing Measures and Addition of New Measures .....	14
Summary of Workgroup Recommendations .....	16
Measures Recommended for Removal.....	18
Measures Recommended for Addition.....	20
Special Topics Discussed at the 2023 Child and Adult Core Set Annual Review .....	26
Opportunities to Advance Health Equity Through the Child and Adult Core Sets .....	26
Strategies for Including Digital Measures in the Child and Adult Core Sets .....	28
Cross-Cutting Themes in Measure Discussions .....	31
Actionability and Strategic Priority for Driving Improvement in Care Delivery and Health Outcomes .....	31
Feasibility and Viability for State Reporting.....	33
Discussion of Child and Adult Core Set Measure Gaps .....	34
Suggestions for Technical Assistance to Support State Reporting of the Child and Adult Core Sets .....	36
Suggestions for Improving the Child and Adult Core Set Annual Review Process .....	37
Next Steps.....	37
Appendix A: Child and Adult Core Set Measures .....	A.1
Appendix B: Measures Suggested for Review at the 2023 Child and Adult Core Set Annual Review, by Domain.....	B.1
Appendix C: Summary of 2023 Child and Adult Core Set Annual Review Workgroup Discussion of Measures Not Recommended for Removal or Addition.....	C.1
Appendix D: Public Comments on the Draft Report .....	D.1

## Exhibits

ES.1	Criteria Considered for Removal of Existing Measures and Addition of New Measures to the 2023 Child and Adult Core Sets.....	ix
ES.2	Summary of Workgroup Recommendations for Updates to the 2023 Child and Adult Core Sets .....	xi
1	Annual Medicaid and CHIP Expenditures by Service Category, FFY 2019 .....	1
2	Distribution of 2022 Child and Adult Core Set Measures, by Domain .....	5
3	2023 Child and Adult Core Set Annual Review Workgroup Timeline.....	8
4	Framework for Assessing Measures for the 2023 Child and Adult Core Sets.....	10
5	Criteria Considered for Removal of Existing Measures and Addition of New Measures to the 2023 Child and Adult Core Sets.....	15
6	Summary of Workgroup Recommendations for Updates to the 2023 Child and Adult Core Sets .....	17
7	Synthesis of Workgroup Discussion About Potential Gaps in the Child and Adult Core Sets .....	35
A.1	2022 Core Set of Children’s Health Care Quality Measures for Medicaid and CHIP (Child Core Set).....	A.2
A.2	2022 Core Set of Adult Health Care Quality Measures for Medicaid (Adult Core Set) .....	A.4
A.3	Core Set of Children’s Health Care Quality Measures for Medicaid and CHIP (Child Core Set), 2010–2022.....	A.7
A.4	Core Set of Adult Health Care Quality Measures for Medicaid (Adult Core Set), 2013–2022 .....	A.13
B.1	Measures Suggested for Review at the 2023 Child and Adult Core Set Annual Review, by Domain .....	B.2
C.1	Measures Discussed by the 2023 Child and Adult Core Set Annual Review Workgroup and Not Recommended for Removal or Addition, by Domain.....	C.11
D.1	Summary of Public Comments by Topic and Commenter .....	D.3

## Acronyms

AAP	American Academy of Pediatrics	ED	Emergency department
ADA	American Dental Association	EHE	Ending the HIV Epidemic in the U.S.
AHRQ	Agency for Healthcare Research and Quality	EHR	Electronic health record
APIs	Application programming interfaces	EPSDT	Early and Periodic, Screening, Diagnostic and Treatment
ASCVD	Clinical atherosclerotic cardiovascular disease	EVV	Electronic visit verification
CAHPS	Consumer Assessment of Healthcare Providers and Systems	FFY	Federal fiscal year
CDC	Centers for Disease Control and Prevention	FHIR	Fast Healthcare Interoperability Resources
CDF-AD	Screening for Depression and Follow-Up Plan: Age 18 and Older	FVA-AD	Flu Vaccinations for Adults Ages 18 to 64
CDF-CH	Screening for Depression and Follow-Up Plan: Ages 12 to 17	HbA1c	Hemoglobin A1c
CHIP	Children’s Health Insurance Program	HCBS	Home and Community Based Services
CHIPRA	Children’s Health Insurance Program Reauthorization Act	HEDIS	Healthcare Effectiveness Data and Information Set <sup>®</sup>
CIS-CH	Childhood Immunization Status	HHS	United States Department of Health and Human Services
CMCS	Center for Medicaid and CHIP Services	HIE	Health information exchange
CMMI	Center for Medicare and Medicaid Innovation	HIV	Human Immunodeficiency Virus
CMS	Centers for Medicare & Medicaid Services	HPC-AD	Comprehensive Diabetes Care: Hemoglobin A1c (HbA1c) Poor Control (>9.0%)
COB-AD	Concurrent Use of Opioids and Benzodiazepines	HPCMI-AD	Diabetes Care for People with Serious Mental Illness: Hemoglobin A1c Poor Control (>9.0%)
DQA	Dental Quality Alliance	HRSA	Health Resources and Services Administration
ECDS	Electronic Clinical Data Systems	HVL-AD	HIV Viral Load Suppression
		IDD	Intellectual and Developmental Disabilities

LTSS	Long-Term Services and Supports	OHD-AD	Use of Opioids at High Dosage in Persons Without Cancer
MIPS	Merit-based Incentive Payment System	ONC	Office of the National Coordinator for Health Information Technology
MLTSS-8	Long-Term Services and Supports: Successful Transition After Long-Term Institutional Stay	PQA	Pharmacy Quality Alliance
MSC-AD	Medical Assistance with Smoking and Tobacco Use Cessation	Q&A	Question and answer
MY	Measurement year	QTAG	Quality Technical Advisory Group
NASTAD	National Alliance of State and Territorial AIDS Directors	TA/AS	Technical Assistance and Analytic Support
NCI-AD	National Core Indicators for Aging and Disabilities Adult Consumer Survey	TEFCA	Trusted Exchange Framework and Common Agreement
NCIDDS-AD	National Core Indicators Survey	T-MSIS	Transformed Medicaid Statistical Information System
NCQA	National Committee for Quality Assurance	USCDI	United States Core Data for Interoperability
NQF	National Quality Forum	USPSTF	U.S. Preventive Services Task Force
		WCV-CH	Child and Adolescent Well-Care Visit

## Executive Summary

Medicaid and the Children’s Health Insurance Program (CHIP) provide health care coverage to more than 87 million people, including eligible children, pregnant women, low-income adults, the elderly, and individuals with disabilities.<sup>1</sup> The Centers for Medicare & Medicaid Services (CMS) and its Center for Medicaid and CHIP Services (CMCS) use various strategies to help ensure that individuals enrolled in state Medicaid and CHIP programs receive coverage that promotes access to and receipt of high quality and equitable care. The Medicaid and CHIP Child and Adult Core Sets of health care quality measures are key tools in this effort to measure the quality of care and drive improvement in Medicaid and CHIP.

The purpose of the Child and Adult Core Sets is to estimate the overall national quality of care for Medicaid and CHIP beneficiaries based on a uniform set of health care quality measures. CMCS and states use the Child and Adult Core Set measures to monitor access to and quality of health care for beneficiaries, identify where disparities exist and improvements are needed, and develop and assess quality improvement initiatives. Although state reporting on the Core Sets is currently voluntary, the Child Core Set measures and the behavioral health measures in the Adult Core Set become mandatory for state reporting beginning in federal fiscal year (FFY) 2024.<sup>2</sup>

The Secretary of the U.S. Department of Health and Human Services is required to review and update the Child and Adult Core Sets each year.<sup>3</sup> The Core Set Annual Review process is designed to identify gaps in existing quality measures and suggest updates to strengthen and improve the Core Sets. The annual review includes input from a variety of groups, including but not limited to states, managed care plans, health care providers, and quality experts.

CMCS contracted with Mathematica to convene the 2023 Child and Adult Core Set Annual Review Workgroup. The Workgroup included 27 members who represent a diverse array of affiliations, subject matter expertise, and quality measurement and improvement experience (see inside front cover for list of members).

The Workgroup was charged with assessing the 2022 Child and Adult Core Sets and recommending measures for removal or addition to strengthen and improve the 2023 Core Sets.

---

<sup>1</sup> The February 2022 Medicaid and CHIP Enrollment Trend Snapshot is available at <https://www.medicaid.gov/medicaid/program-information/medicaid-chip-enrollment-data/medicaid-and-chip-enrollment-trend-snapshot/index.html>. Numbers reflect preliminary Medicaid and CHIP enrollment data for February 2022, last updated as of May 4, 2022, as reported by 50 states and the District of Columbia.

<sup>2</sup> Bipartisan Budget Act of 2018, P.L. 115-123 and Substance Use-Disorder Prevention that Promotes Opioid Recovery and Treatment for Patients and Communities Act of 2018, P.L. 115-271. On August 22, 2022, CMS released a notice of proposed rulemaking with requirements for mandatory annual state reporting of the Child Core Set measures and behavioral health measures in the Adult Core Set. More information is available at <https://www.federalregister.gov/documents/2022/08/22/2022-17810/medicaid-program-and-chip-mandatory-medicare-and-childrens-health-insurance-program-chip-core-set>.

<sup>3</sup> Annual updates to the Child Core Set are required under the Children’s Health Insurance Program Reauthorization Act of 2009. Annual updates to the Adult Core Set are required under the Affordable Care Act of 2010.



Workgroup members were asked to suggest, discuss, and vote on measures for removal from, or addition to, the Core Sets based on several criteria; these criteria support the adoption of measures that are feasible and viable for state-level reporting, actionable by state Medicaid and CHIP agencies, and represent strategic priorities for improving care delivery and health outcomes for Medicaid and CHIP beneficiaries. See Exhibit ES.1 for the criteria Workgroup members considered during the 2023 Child and Adult Core Set Annual Review.

**Exhibit ES.1. Criteria Considered for Removal of Existing Measures and Addition of New Measures to the 2023 Child and Adult Core Sets**

<b>Criteria Considered for Removal of Existing Measures</b>
<b>Technical Feasibility</b>
1. The measure is not fully developed and does not have detailed technical measure specifications, preventing production of the measure at the state level (e.g., numerator, denominator, and value sets).
2. States report significant challenges in accessing an available data source that contains all the data elements necessary to calculate the measure, including an identifier for Medicaid and CHIP beneficiaries (or the ability to link to an identifier).
3. The specifications and data source do not allow for consistent calculations across states (e.g., there is variation in coding or data completeness across states).
4. The measure is being retired by the measure steward and will no longer be updated or maintained.
<b>Actionability and Strategic Priority</b>
1. Taken together with other Core Set measures, the measure does not contribute to estimating the overall national quality of health care in Medicaid and CHIP or does not allow for comparative analyses of racial, ethnic, and socioeconomic disparities among Medicaid and CHIP beneficiaries (as specified in the Statute).
2. The measure does not address a strategic priority for improving health care delivery and outcomes in Medicaid and CHIP (e.g., it does not promote effective care delivery, does not address the unique and complex needs of Medicaid and CHIP beneficiaries, or there is a lack of evidence that this measure will lead to quality improvement).
3. The measure cannot be used to assess state progress in improving health care delivery and outcomes in Medicaid and CHIP (e.g., the measure is topped out, trending is not possible, or improvement is outside the direct influence of Medicaid and CHIP programs/providers).
<b>Other Considerations</b>
1. The prevalence of the condition or outcome being measured is not sufficient to produce reliable and meaningful results across states, taking into account Medicaid and CHIP population sizes and demographics.
2. The measure and measure specifications are not aligned with those used in other CMS programs, or another measure is recommended for replacement.
3. All states may not be able to produce the measure by the FFY 2024 Core Set reporting cycle or may not be able to include all Medicaid and CHIP populations (e.g., all age groups, eligibility categories, and delivery systems). The FFY 2024 Core Set reporting cycle is when mandatory reporting goes into effect for all measures in the Child Core Set and behavioral health measures in the Adult Core Set.

Exhibit ES.1 (continued)

<b>Criteria Considered for Addition of New Measures</b>
<b>Minimum Technical Feasibility Requirements (all requirements must be met)</b>
1. The measure must be fully developed and have detailed technical specifications that enable production of the measure at the state level (e.g., numerator, denominator, and value sets).
2. The measure must have been tested in state Medicaid and/or CHIP programs or be in use by one or more state Medicaid and/or CHIP programs.
3. An available data source or validated survey instrument exists that contains all the data elements necessary to calculate the measure, including an identifier for Medicaid and CHIP beneficiaries (or the ability to link to an identifier).
4. The specifications and data source must allow for consistent calculations across states (e.g., coding and data completeness).
5. The measure must include technical specifications (including code sets) that are provided free of charge for state use in the Core Set.
<b>Actionability and Strategic Priority</b>
1. Taken together with other Core Set measures, the measure can be used to estimate the overall national quality of health care in Medicaid and CHIP and to perform comparative analyses of racial, ethnic, and socioeconomic disparities among Medicaid and CHIP beneficiaries (as specified in the Statute).
2. The measure addresses a strategic priority for improving health care delivery and outcomes in Medicaid and CHIP.
3. The measure can be used to assess state progress in improving health care delivery and outcomes in Medicaid and CHIP (e.g., the measure has room for improvement, performance is trendable, and improvement can be directly influenced by Medicaid and CHIP programs/providers).
<b>Other Considerations</b>
1. The prevalence of the condition or outcome being measured is sufficient to produce reliable and meaningful results across states, taking into account Medicaid and CHIP population sizes and demographics.
2. The measure and measure specifications are aligned with those used in other CMS programs, where possible (e.g., Core Quality Measures Collaborative Core Sets, Medicaid Promoting Interoperability Program, Merit-Based Incentive Payment System, Qualified Health Plan Quality Rating System, Medicare Advantage Star Ratings, and/or Medicare Shared Savings Program).
3. All states should be able to produce the measure by the FFY 2024 Core Set reporting cycle and be able to include all Medicaid and CHIP populations (e.g., all age groups, eligibility categories, and delivery systems). The FFY 2024 Core Set reporting cycle is when mandatory reporting goes into effect for all measures in the Child Core Set and behavioral health measures in the Adult Core Set.

Workgroup members convened virtually from April 5 to April 7, 2022, to review 7 measures suggested for removal from the 2022 Child and Adult Core Sets and 12 measures suggested for addition to the 2023 Child and Adult Core Sets.<sup>4</sup> The 19 measures were presented, discussed, and voted on by domain.<sup>5</sup> For a measure to be recommended for removal from or addition to the Child and Adult Core Sets, at least 67 percent of the Workgroup members eligible to vote had to vote in favor of removal or addition.

<sup>4</sup> One measure suggested for removal is included in both the Child and Adult Core Sets.

<sup>5</sup> The measures were organized by the following domains: Behavioral Health Care, Primary Care Access and Preventive Care, Long-Term Services and Supports, and Care of Acute and Chronic Conditions.

In summary, the Workgroup recommended removing one measure from the Child Core Set, removing two measures from the Adult Core Set, and adding four measures to the Child and Adult Core Sets (Exhibit ES.2). Two of the measures recommended for removal were paired with measures recommended for addition.

- The Workgroup recommended removing *Screening for Depression and Follow-Up Plan* from both the Child and Adult Core Sets and recommended adding *Depression Screening and Follow-Up for Adolescents and Adults* as a replacement.
- The Workgroup recommended removing *Flu Vaccinations for Adults Ages 18 to 64* from the Adult Core Set and recommended adding *Adult Immunization Status* as a replacement.
- Finally, the Workgroup recommended adding two child health measures: *Lead Screening in Children* and *Avoidance of Antibiotic Treatment for Acute Bronchitis/Bronchiolitis* (ages 3 months to 17 years).<sup>6</sup>

**Exhibit ES.2. Summary of Workgroup Recommendations for Updates to the 2023 Child and Adult Core Sets**

Measure Name	Measure Steward	National Quality Forum # (if endorsed)
<b>Measure Recommended for Removal from the Child Core Set</b>		
Screening for Depression and Follow-Up Plan: Ages 12 to 17 (CDF-CH)	Centers for Medicare & Medicaid Services (CMS)	0418*/0418e*
<b>Measures Recommended for Removal from the Adult Core Set</b>		
Flu Vaccinations for Adults Ages 18 to 64 (FVA-AD)	National Committee for Quality Assurance (NCQA)	0039*
Screening for Depression and Follow-Up Plan: Age 18 and Older (CDF-AD)	CMS	0418*/0418e*
<b>Measures Recommended for Addition<sup>a</sup></b>		
Adult Immunization Status	NCQA	3620
Depression Screening and Follow-Up for Adolescents and Adults	NCQA	Not endorsed
Lead Screening in Children	NCQA	Not endorsed
Avoidance of Antibiotic Treatment for Acute Bronchitis/Bronchiolitis <sup>b</sup>	NCQA	0058

\* Measure is no longer endorsed.

<sup>a</sup> CMCS assigns new measures to a Core Set and domain as part of its annual update.

<sup>b</sup> This measure was added to the 2022 Adult Core Set for adults age 18 and older; the Workgroup recommended this measure for addition to the 2023 Child Core Set for children ages 3 months to 17 years.

<sup>6</sup> This measure was added to the 2022 Adult Core Set for adults age 18 and older; the Workgroup recommended adding this measure to the 2023 Child Core Set for children ages 3 months to 17 years.

The Workgroup also discussed two special topics: (1) advancing health equity through the Child and Adult Core Sets and (2) the future of digital measures in the Child and Adult Core Sets. There was broad consensus about the urgency to address health equity by adding drivers of health measures suitable for state-level reporting by Medicaid and CHIP agencies. Workgroup members encouraged CMCS and states to work with measure stewards to develop and test standardized measures of health-related social needs screening, positivity, and follow-up. Workgroup members also emphasized the importance of stratifying Core Set measure performance by race, ethnicity, language, and disability. The digital measures discussion underscored efforts by the Workgroup to modernize, harmonize, and align the Child and Adult Core Sets with other quality measure initiatives. Workgroup members acknowledged that states have different levels of capacity for digital measures, and they encouraged CMCS to consider opportunities for technical assistance to states and to develop a timeline for transitioning to digital measures in the Child and Adult Core Sets.

This report summarizes the Workgroup’s review process, discussion, and recommendations, and presents the public comments submitted on the draft report. CMCS will use the Workgroup’s recommendations, public comments, and additional input from CMCS’s Quality Technical Advisory Group and federal liaisons to inform decisions about updates to the 2023 Child and Adult Core Sets.<sup>7</sup> CMCS will release the 2023 Child and Adult Core Sets by December 31, 2022.

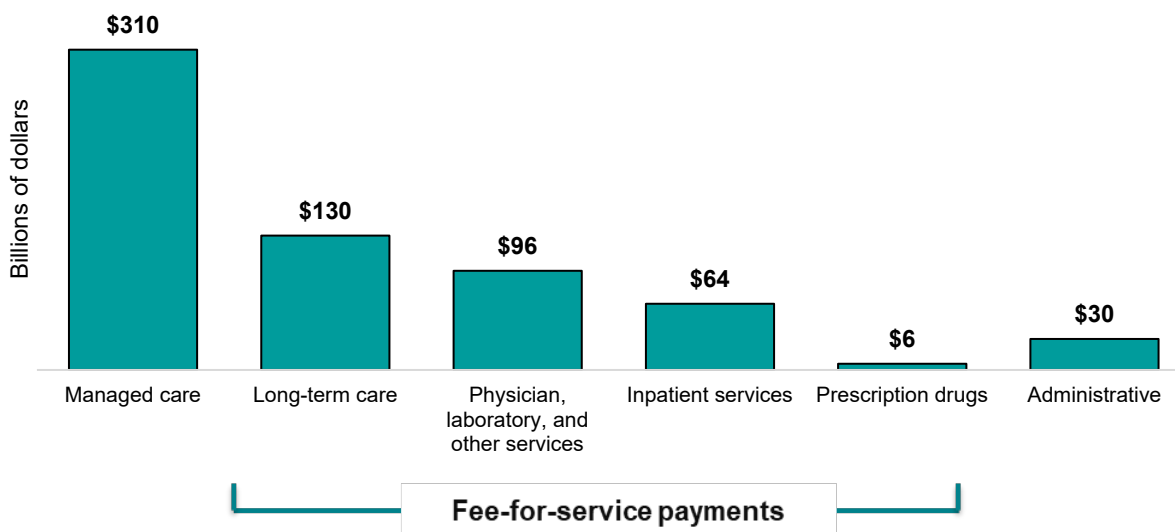
---

<sup>7</sup> More information about the decision making process is available in the CMCS fact sheet, *Medicaid and CHIP Child and Adult Core Sets Annual Review and Selection Process*, at <https://www.medicaid.gov/medicaid/quality-of-care/downloads/annual-core-set-review.pdf>.

## Introduction

Medicaid and the Children’s Health Insurance Program (CHIP) provide health coverage to more than 87 million people, including eligible children, pregnant women, low-income adults, the elderly, and individuals with disabilities.<sup>8</sup> This represents approximately one in four individuals in the United States.<sup>9</sup> Medicaid and CHIP now cover more individuals than Medicare.<sup>10</sup> Managed care capitation payments are the largest category of Medicaid and CHIP program expenditures, followed by fee-for-service payments for long-term care (Exhibit 1).

**Exhibit 1. Annual Medicaid and CHIP Expenditures by Service Category, FFY 2019**



Source: CMS. 2021 Medicaid & CHIP Scorecard. Analysis of CMS-64 reports for federal fiscal year (FFY) 2019 from the Medicaid Budget and Expenditures System/State Children’s Health Insurance Program Budget and Expenditures System (MBES/CBES). Available at <https://www.medicaid.gov/state-overviews/scorecard/national-context/index.html>.

Notes: Expenditures by service category do not sum to the total expenditures. Total expenditures also include Medicare payments for some beneficiaries and adjustments to prior year payments. Managed care expenditures cover the same services that are delivered via fee-for-service. The data do not permit allocation of managed care expenditures to the different service categories. Data are for FFY 2019.

FFY = Federal Fiscal Year.

<sup>8</sup> The February 2022 Medicaid and CHIP Enrollment Trend Snapshot is available at <https://www.medicaid.gov/medicaid/program-information/medicaid-chip-enrollment-data/medicaid-and-chip-enrollment-trend-snapshot/index.html>. Numbers reflect preliminary Medicaid and CHIP enrollment data for February 2022, last updated as of May 4, 2022, as reported by 50 states and the District of Columbia.

<sup>9</sup> Based on CMS Updated December 2020 Applications, Eligibility, and Enrollment Data (as of November 10, 2021) and U.S. Census Bureau, 2020 Census Redistricting Data (Public Law 94-171), Table P1. Available at <https://www.medicaid.gov/medicaid/program-information/medicaid-and-chip-enrollment-data/monthly-reports/index.html> and <https://data.census.gov/cedsci/all?q=&y=2020&d=DEC%20Redistricting%20Data%20%28PL%2094-171%29>.

<sup>10</sup> <https://www.cms.gov/newsroom/news-alert/cms-releases-latest-enrollment-figures-medicare-medicaid-and-childrens-health-insurance-program-chip>.

The Center for Medicaid and CHIP Services (CMCS) uses various strategies to help ensure that individuals enrolled in state Medicaid and CHIP programs receive coverage that promotes access to and receipt of high quality and equitable care. The Medicaid and CHIP Child and Adult Core Sets of health care quality measures are key tools in this effort to measure the quality of care and drive improvement in Medicaid and CHIP.

The purpose of the Child and Adult Core Sets is to estimate the overall national quality of care for Medicaid and CHIP beneficiaries based on a uniform set of health care quality measures. The Core Set measures are intended to cover the continuum of preventive, diagnostic, and treatment services for acute and chronic physical, behavioral, dental, and developmental conditions as well as long-term services and supports and experience of care. CMCS and states use the Child and Adult Core Set measures to monitor access to and quality of health care for beneficiaries, identify where disparities exist and improvements are needed, and develop and assess quality improvement initiatives. Although state reporting on the Core Sets is currently voluntary, the Child Core Set measures and the behavioral health measures in the Adult Core Set become mandatory for state reporting in federal fiscal year (FFY) 2024.<sup>11</sup>

The Secretary of the U.S. Department of Health and Human Services (HHS) is required to review and update the Child and Adult Core Sets each year.<sup>12</sup> The Core Set Annual Review is designed to identify gaps in existing quality measures and suggest updates to strengthen and improve the Core Sets. The annual review includes input from a variety of groups, including but not limited to states, managed care plans, health care providers, and quality experts. The Child Core Set has undergone these annual reviews since January 2013 and the Adult Core Set since January 2014.

CMCS contracted with Mathematica to convene the 2023 Child and Adult Core Set Annual Review Workgroup. The Workgroup included 27 members who represent a diverse array of affiliations, subject matter expertise, and quality measurement and improvement experience (see inside front cover of this report).

The Workgroup was charged with assessing the 2022 Child and Adult Core Sets<sup>13</sup> and recommending measures for removal or addition to strengthen and improve the 2023 Core Sets. Workgroup members were asked to suggest, discuss, and vote on measures for removal from or

---

<sup>11</sup> Bipartisan Budget Act of 2018, P.L. 115-123 and Substance Use-Disorder Prevention that Promotes Opioid Recovery and Treatment for Patients and Communities Act of 2018, P.L. 115-271. On August 22, 2022, CMS released a notice of proposed rulemaking with requirements for mandatory annual state reporting of the Child Core Set measures and behavioral health measures in the Adult Core Set. More information is available at <https://www.federalregister.gov/documents/2022/08/22/2022-17810/medicaid-program-and-chip-mandatory-medicaid-and-childrens-health-insurance-program-chip-core-set>.

<sup>12</sup> The Children's Health Insurance Program Reauthorization Act of 2009 (CHIPRA) calls for annual updates to the Child Core Set. The Affordable Care Act calls for annual updates to the Adult Core Set.

<sup>13</sup> More information about the annual review of the Child and Adult Core Sets is available at <https://www.mathematica.org/features/MACCoreSetReview>. More information about the 2022 updates to the Child and Adult Core Sets is available at <https://www.medicaid.gov/federal-policy-guidance/downloads/cib121021.pdf>.

addition to the Child and Adult Core Sets based on several criteria that support the use of the Core Set measures to meaningfully drive improvement in care delivery and health outcomes for Medicaid and CHIP beneficiaries.

This report provides an overview of the Child and Adult Core Sets, describes the 2023 Core Set Annual Review process, summarizes the Workgroup’s recommendations for improving the Core Sets, and includes public comments on the Workgroup recommendations.

## Overview of the Child and Adult Core Sets

The Children’s Health Insurance Program Reauthorization Act of 2009 (CHIPRA) included several provisions aimed at improving the quality of health care for children enrolled in Medicaid and CHIP. CHIPRA required the Secretary of HHS to identify and publish a core set of children’s health care quality measures for voluntary use by state Medicaid and CHIP programs (referred to as the Child Core Set). The initial Child Core Set, which was released in December 2009, included 24 measures that covered both physical and mental health. The core set of health care quality measures for adults covered by Medicaid (Adult Core Set) was established in 2010 under the Patient Protection and Affordable Care Act (Affordable Care Act) in the same manner as the Child Core Set. The initial Adult Core Set, which was released in January 2012, included 26 measures. Currently, state reporting of the Child and Adult Core Set measures is voluntary. The Child Core Set measures and the behavioral health measures in the Adult Core Set become mandatory for state reporting beginning in FFY 2024.

[Appendix A](#) includes tables listing the 2022 Child and Adult Core Set measures and the history of measures included in the Child and Adult Core Sets. Of the 25 measures in the 2022 Child Core Set, about half were part of the initial Child Core Set. Of the 33 measures in the 2022 Adult Core Set, about three-fifths were part of the initial Adult Core Set.

### The 2022 Child Core Set

The 2022 Child Core Set includes 25 measures across six domains: (1) Primary Care Access and Preventive Care, (2) Maternal and Perinatal Health, (3) Care of Acute and Chronic Conditions, (4) Behavioral Health Care, (5) Dental and Oral Health Services, and (6) Experience of Care.<sup>14</sup> Just over 75 percent of the measures in the 2022 Child Core Set fall into the Primary Care Access and Preventive Care, Maternal and Perinatal Health, and Behavioral Health Care domains (Exhibit 2). Eighty-eight percent of the measures (22 measures) can be calculated using an administrative data collection methodology.

---

<sup>14</sup> More information about the Child Core Set is available at <https://www.medicaid.gov/medicaid/quality-of-care/performance-measurement/adult-and-child-health-care-quality-measures/childrens-health-care-quality-measures/index.html>.

Highlights of FFY 2020 Child Core Set reporting,<sup>15</sup> the most recent year for which data are publicly available, include the following:

- All states<sup>16</sup> voluntarily reported at least one Child Core Set measure.
- Forty-eight states reported on at least half of the 24 measures in the 2020 Child Core Set.
- Twenty states reported on more measures for FFY 2020 than for FFY 2019.
- Fifty states reported data on both the Medicaid and CHIP populations, an increase from 48 states for FFY 2019.
- The median number of measures reported by states was 19, which is higher than the number of measures reported for FFY 2018 (18 measures) but lower than the median number of measures reported for FFY 2019 (20 measures).
- Twenty-one of the 24 measures in the 2020 Child Core Set (88 percent) met CMCS's threshold for public reporting of state-specific results.<sup>17</sup>
- The most frequently reported Child Core Set measures for FFY 2020 focus on primary care access and preventive care, emergency department use, preventive dental service use, and behavioral health care.
- The least frequently reported Child Core Set measures for FFY 2020 focus on Cesarean birth, depression screening and follow-up, and audiological diagnosis.<sup>18</sup> These measures may require electronic health record (EHR) data, medical records review, or data linkages when claims/encounter data sources are incomplete.

---

<sup>15</sup> More information about FFY 2020 Core Set reporting is available at <https://www.medicaid.gov/medicaid/quality-of-care/downloads/ffy-2020-core-set-reporting.pdf>. A chart pack summarizing FFY 2020 Child Core Set results is available at <https://www.medicaid.gov/medicaid/quality-of-care/downloads/2021-child-chart-pack.pdf>.

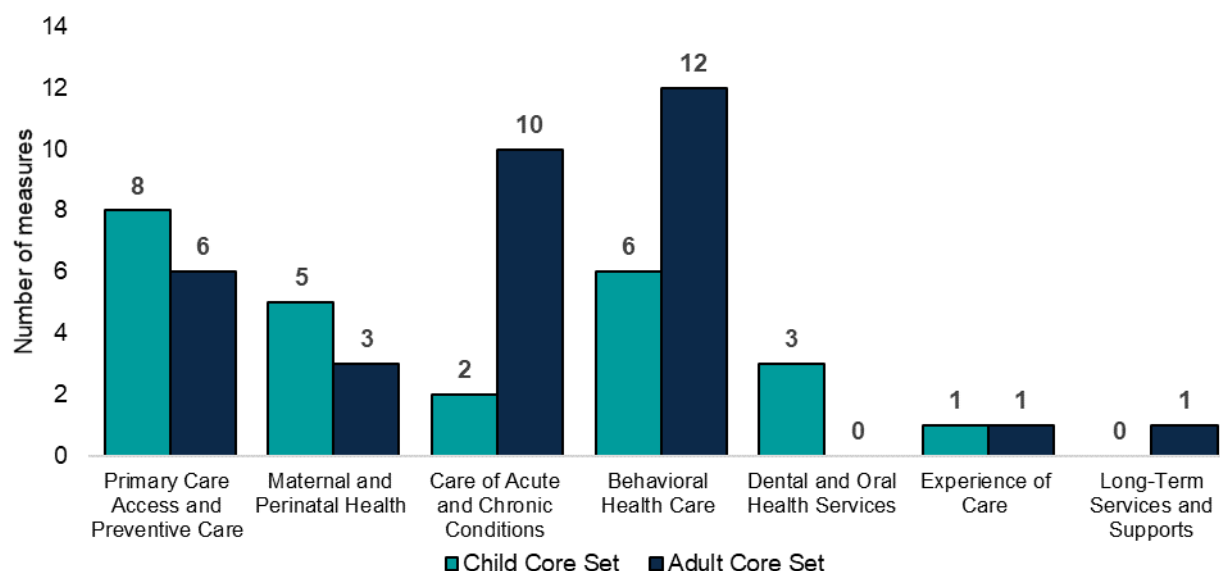
<sup>16</sup> The term “states” includes the 50 states and the District of Columbia.

<sup>17</sup> CMCS publicly reports Child and Adult Core Set measures that were reported by at least 25 states and met CMCS standards for data quality.

<sup>18</sup> The 2020 Child Core Set contained a low-risk Cesarean birth measure that required the hybrid methodology (PC02-CH). Beginning with the 2021 Child Core Set, this measure has been replaced with an alternative specification that can be calculated administratively (LRCD-CH). CMCS will calculate this measure on states' behalf using vital records submitted by states and compiled by the National Center for Health Statistics. CMCS removed the *Audiological Diagnosis No Later than 3 Months of Age* (AUD-CH) measure from the 2022 Core Set because of state challenges with reporting.



## Exhibit 2. Distribution of 2022 Child and Adult Core Set Measures, by Domain



### The 2022 Adult Core Set

The 2022 Adult Core Set includes 33 measures across six domains: (1) Primary Care Access and Preventive Care, (2) Maternal and Perinatal Health, (3) Care of Acute and Chronic Conditions, (4) Behavioral Health Care, (5) Experience of Care, and (6) Long-Term Services and Supports.<sup>19</sup> Slightly over half of the 2022 Adult Core Set measures fall into the Care of Acute and Chronic Conditions and Behavioral Health Care domains (Exhibit 2). Behavioral Health Care is the largest domain in the 2022 Adult Core Set and the fastest-growing domain over time, with 7 measures added to this domain since 2016. Seventy-nine percent of the measures (26 measures) can be calculated using an administrative data collection methodology.

Highlights of FFY 2020 Adult Core Set reporting,<sup>20</sup> the most recent year for which data are publicly available, include the following:

- Fifty states voluntarily reported at least one Adult Core Set measure, an increase from 46 states for FFY 2019.
- Idaho, Maine, North Dakota, and Puerto Rico are included in Adult Core Set reporting for the first time.

---

<sup>19</sup> More information about the Adult Core Set is available at <https://www.medicaid.gov/medicaid/quality-of-care/performance-measurement/adult-and-child-health-care-quality-measures/adult-health-care-quality-measures/index.html>.

<sup>20</sup> More information about FFY 2020 Core Set reporting is available at <https://www.medicaid.gov/medicaid/quality-of-care/downloads/ffy-2020-core-set-reporting.pdf>. A chart pack summarizing FFY 2020 Adult Core Set results is available at <https://www.medicaid.gov/medicaid/quality-of-care/downloads/performance-measurement/2021-adult-chart-pack.pdf>.

- Forty-three states reported on at least half (16) of the 33 measures in the 2020 Adult Core Set.
- Twenty-three states reported more measures for FFY 2020 than for FFY 2019.
- States reported a median of 22 measures, similar to 22.5 measures for FFY 2019 and an increase from 20 measures for FFY 2018.
- Twenty-eight of the 33 measures in the 2020 Adult Core Set (85 percent) met CMCS's threshold for public reporting of state-specific results.
- The most frequently reported Adult Core Set measures for FFY 2020 focus on access to primary and preventive care, behavioral health care, asthma management, and postpartum care visits.
- The least frequently reported measures for FFY 2020 focus on depression screening and follow-up, HIV viral load suppression, diabetes care for people with serious mental illness, and elective delivery.<sup>21</sup> These measures may require EHR data, medical records review, or data linkages when claims/encounter data sources are incomplete.

## Use of the Child and Adult Core Sets for Quality Measurement and Improvement

CMCS and states use the Child and Adult Core Sets to monitor and improve the quality of care provided to Medicaid and CHIP beneficiaries at the national and state levels and to measure progress over time. CMCS publicly reports information on state performance on the Child and Adult Core Sets annually through chart packs and other resources.<sup>22</sup> Pillar I of the Medicaid and CHIP Scorecard, State Health System Performance, also includes data for several Child and Adult Core Set measures.<sup>23</sup>

Through its Technical Assistance and Analytic Support (TA/AS) Program, CMCS supports states and their partners in collecting, reporting, and using the Core Set measures to drive improvement in Medicaid and CHIP, while striving to achieve several goals for state reporting. These goals include maintaining or increasing the number of states that report the Core Set measures, maintaining or increasing the number of measures reported by each state, and

---

<sup>21</sup> CMS removed the *PC-01: Elective Delivery* (PC01-AD) measure from the 2022 Adult Core Set because of state challenges with reporting and concerns that the measure was topped out.

<sup>22</sup> Chart packs, measure-specific tables, facts sheets, and other Core Set annual reporting resources are available for the Child Core Set at <https://www.medicaid.gov/medicaid/quality-of-care/performance-measurement/adult-and-child-health-care-quality-measures/childrens-health-care-quality-measures/index.html> and for the Adult Core Set at <https://www.medicaid.gov/medicaid/quality-of-care/performance-measurement/adult-and-child-health-care-quality-measures/adult-health-care-quality-measures/index.html>.

<sup>23</sup> More information about the Medicaid and CHIP Scorecard is available at <https://www.medicaid.gov/state-overviews/scorecard/index.html>.

improving the quality and completeness of the data reported.<sup>24</sup> CMCS also continuously explores opportunities to increase the efficiency of reporting and reduce state reporting burden; streamline Core Set reporting for states; and improve the transparency and comparability of the data reported across states. The TA/AS Program offers states various opportunities to address technical issues related to collecting and reporting the Core Set measures, including a technical assistance mailbox, one-on-one consultation, issue briefs, fact sheets, analytic reports, and webinars.

CMCS has also developed initiatives to drive improvement in health care quality and outcomes using Core Set measures, for example, through the Maternal and Infant Health Initiative and the Oral Health Initiative.<sup>25</sup> The TA/AS Program supports CMCS and states in designing and implementing quality improvement initiatives focused on the Core Set measures through affinity groups, online training opportunities, one-on-one and group coaching, and other approaches.

## Description of the 2023 Child and Adult Core Set Annual Review Process

This section describes the 2023 Child and Adult Core Set Annual Review process, including the Workgroup composition, timeline, and meetings.

### Workgroup Composition

The Workgroup for the 2023 Child and Adult Core Set Annual Review included 27 voting members from state Medicaid and CHIP agencies, professional associations, universities, hospitals, and other organizations across the country. The Workgroup members for the 2023 Child and Adult Core Set Annual Review are listed on the inside front cover of this report. The Workgroup was initially selected through a Call for Nominations issued in December 2018 in conjunction with the 2020 Child and Adult Core Set Annual Review. The Workgroup roster has changed slightly each year because of resignations due to career transitions. New Workgroup members have been identified, as needed, through outreach to nominating organizations.

The 2023 Child and Adult Core Set Annual Review Workgroup members offered expertise in behavioral health and substance use, dental and oral health, care of acute and chronic conditions, long-term services and supports, maternal and perinatal health, primary care access and preventive care, and health equity. Although Workgroup members have individual subject matter expertise, and some were nominated by an organization, Workgroup members were asked to participate as stewards of the Medicaid and CHIP programs as a whole and not represent their

---

<sup>24</sup> More information about the CMCS TA/AS Program is available at <https://www.medicaid.gov/medicaid/quality-of-care/downloads/tafactsheet.pdf>.

<sup>25</sup> More information about Medicaid and CHIP quality improvement initiatives is available at <https://www.medicaid.gov/medicaid/quality-of-care/quality-improvement-initiatives/index.html>.

individual organizational points of view. They were asked to consider what measures would best drive improvement in care delivery and health outcomes for both Medicaid and CHIP.

Workgroup members were required to submit a Disclosure of Interest form to report any interests, relationships, or circumstances over the past four years that could give rise to a potential conflict of interest or the appearance of a conflict of interest related to the current Child and Adult Core Set measures or other measures reviewed during the Workgroup process. Workgroup members deemed to have an interest in a measure recommended for consideration were required to recuse themselves from voting on that measure.

The Workgroup also included nonvoting federal liaisons representing nine agencies (see inside front cover of this report). The inclusion of federal liaisons reflects CMCS's commitment to promoting quality measurement alignment and working in partnership with other federal agencies to collect, report, and use the Core Set measures to drive improvement in care delivery and health outcomes for Medicaid and CHIP beneficiaries.

## Workgroup Timeline and Meetings

As shown in Exhibit 3, Mathematica held webinars in December 2021 and March 2022 to orient Workgroup members to the review process and to prepare them for the 2023 Child and Adult Core Set Annual Review voting meeting, which took place virtually in April 2022. The two webinars and the 2023 Annual Review voting meeting were open to the public, with public comment invited during each meeting. The draft report summarizing the Workgroup recommendations was released on July 1, 2022, and available for public comment until August 5, 2022. This final report incorporates public comments in [Appendix D](#).

### Exhibit 3. 2023 Child and Adult Core Set Annual Review Workgroup Timeline



## Orientation Webinar

During the orientation webinar on December 15, 2021, Mathematica outlined the Workgroup charge, introduced the Workgroup members, discussed the Disclosure of Interest process, described the timeline for the 2023 Child and Adult Core Set Annual Review, and provided background on the Child and Adult Core Sets.

After providing an overview of the 2023 Core Set Annual Review process, Mathematica reviewed the outcomes of the 2022 Annual Review and discussed gaps identified during previous meetings. Mathematica described the additional input that CMCS will obtain during the 2023 Annual Review process, including input from internal partners within CMS, other federal partners, and CMCS's Quality Technical Advisory Group (QTAG).

Mathematica also explained the Call for Measures process, through which Workgroup members suggest measures for removal from or addition to the Child and Adult Core Sets. Mathematica asked Workgroup members to balance three interdependent components when considering measures for removal or addition: (1) the technical feasibility of measures, (2) the desirability of measures, and (3) the financial and operational viability for states.

To operationalize these three components, Mathematica presented the criteria used to assess measures during all phases of the Workgroup process. As shown in Exhibit 4, the Workgroup was charged with focusing on measures that met the following criteria:

- **Minimum technical feasibility requirements.** Availability of detailed technical specifications that enable production of the measure at the state level, evidence of field testing or use in a state Medicaid or CHIP program, availability of a data source with all the data elements needed to produce consistent calculations across states, and technical specifications provided at no charge for state use.
- **Actionability and strategic priority requirements.** Contributes to estimating the overall national quality of health care in Medicaid and CHIP together with other Core Set measures; allows for comparative analyses of racial, ethnic, and socioeconomic disparities; provides useful and actionable results to drive improvement in care delivery and health outcomes; and addresses a strategic performance measurement priority.

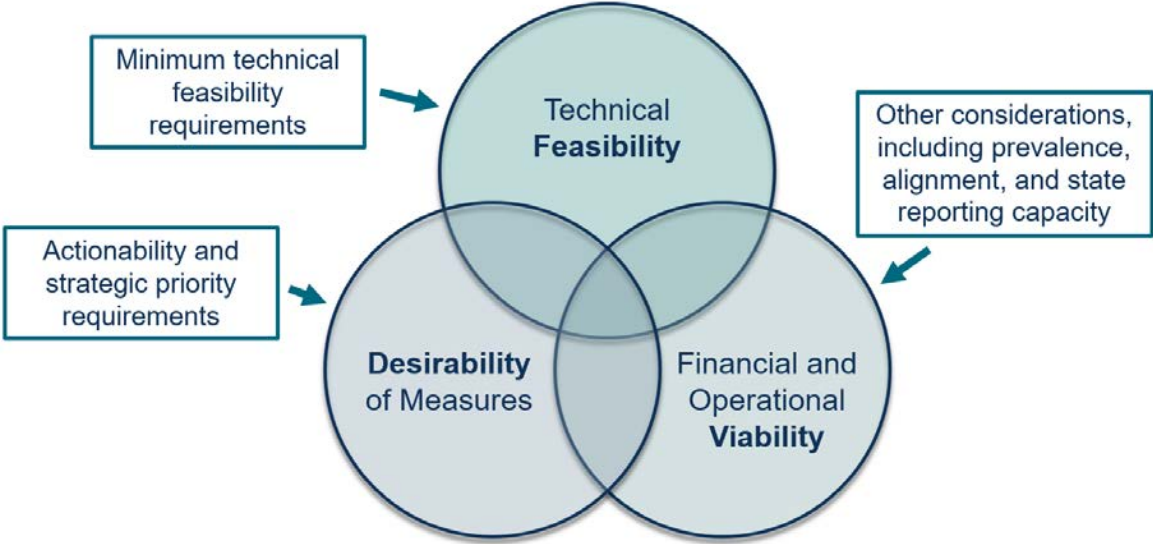
### Workgroup Charge

The Child and Adult Core Set Workgroup for the 2023 Annual Review is charged with assessing the 2022 Child and Adult Core Sets and recommending measures for removal or addition in order to strengthen and improve the Core Sets for Medicaid and CHIP.

The Workgroup should focus on measures that are actionable, aligned, and appropriate for state-level reporting, to ensure that the measures can meaningfully drive improvement in quality of care and outcomes in Medicaid and CHIP.

- **Other considerations.** Sufficient prevalence of the condition or outcome being measured to produce meaningful and reliable results across states, alignment with measures used in other CMS programs, and capacity for all states to report the measure by FFY 2024.

**Exhibit 4. Framework for Assessing Measures for the 2023 Child and Adult Core Sets**



CMCS also provided introductory remarks regarding the Workgroup’s charge, underscoring the importance of ensuring a robust, relevant, and reportable set of measures to drive improvements in health outcomes and the delivery of high quality care to Medicaid and CHIP beneficiaries. CMCS noted that Core Set data provide valuable information about the services delivered to beneficiaries and allow CMCS to respond to Administration priorities, such as maternal and infant health. CMCS added that the data help them to identify areas for performance improvement and target quality improvement efforts. Finally, CMCS urged the Workgroup members to be thoughtful in their consideration of measures, especially as mandatory reporting of Child Core Set measures and behavioral health measures in the Adult Core Set launches in FFY 2024.

**Call for Measures**

Following the orientation meeting, Workgroup members and federal liaisons were invited to suggest measures for removal from or addition to the Child and Adult Core Sets. Workgroup members used an online form to submit their suggestions for removal or addition, and were asked to provide the following information about the measure(s):

- The rationale for the suggestion
- Information about the technical feasibility, actionability, and strategic priority of measures suggested for removal or addition

- Whether the data source allows for stratification by racial, ethnic, and sociodemographic characteristics
- Whether the measure previously was reviewed by the Workgroup and, if so, information that justifies discussing the measure again
- Whether removal of the measure would leave a gap in the Core Sets
- Whether another measure was proposed to replace the measure suggested for removal
- Whether a measure suggested for addition was intended to replace a current Core Set measure
- Potential barriers states could face in calculating the measures suggested for removal or addition by the FFY 2024 reporting cycle

The Call for Measures was open from December 16, 2021, to January 11, 2022. Workgroup members and federal liaisons suggested 7 measures for removal and 23 measures for addition. Mathematica conducted a preliminary assessment of the 23 measures suggested for addition and determined that 11 of the 23 measures recommended for addition would not be discussed by the Workgroup because they were already included in the Core Set (one measure), had previously been recommended and deferred (one measure), or did not meet minimum technical feasibility requirements (nine measures). The 11 measures suggested for addition but not discussed by the Workgroup are as follows:

- The *Hemoglobin A1c Control for Patients With Diabetes* was suggested for addition along with three other diabetes measures. However, this measure was not discussed because it incorporates *Comprehensive Diabetes Care: Hemoglobin A1c Poor Control (>9.0%)*, which is already in the Adult Core Set (HPC-AD). The existing measure will be updated to include both the <8.0% rate and the >9.0% rate for 2023 Adult Core Set reporting.
- The *Long-Term Services and Supports: Comprehensive Care Plan and Update* measure was not discussed because it was previously recommended for addition by the 2022 Child and Adult Core Set Annual Review Workgroup. CMCS is deferring a decision on this measure to support measure alignment with other CMCS initiatives, including release of the Home and Community Based Services (HCBS) Quality Measures Set.<sup>26</sup>
- The *Long-Term Services and Supports Expenditures on Home and Community Based Services* measure was not discussed because it is not fully developed for consistent calculation of the numerator and denominator across states.

---

<sup>26</sup> On July 21, 2022, CMS released the Home and Community Based Services Quality Measure Set (during the public comment period on the 2023 Child and Adult Core Set Annual Review draft report). More information is available at <https://www.medicaid.gov/federal-policy-guidance/downloads/smd22003.pdf>.

- Eight Drivers of Health measures were suggested for addition to both the Child and Adult Core Sets (four measures per Core Set). These measures were not discussed because the measure specifications are not fully developed to allow for consistent calculations across states and to enable production of measures at the state level. In addition, the measures have not been tested or used by one or more Medicaid and/or CHIP programs. The measures are as follows:
  - *Drivers of Health Screening Rate for Medicaid Managed Care Organizations and Provider-Led Accountable Entities (Child and Adult)*
  - *Drivers of Health Screening Rate for Providers (Child and Adult)*
  - *Drivers of Health Screen Positive Rate for Medicaid Managed Care Organizations and Provider-Led Accountable Entities (Child and Adult)*
  - *Drivers of Health Screen Positive Rate for Providers (Child and Adult)*

The Workgroup considered 19 measures during the April meeting:

- **Seven measures for removal** across three Core Set domains, including 6 of the 33 measures in the 2022 Adult Core Set and 1 measure in both the 2022 Child and Adult Core Sets
- **Twelve measures for addition** across three Core Set domains

[Appendix B](#) provides the full list of measures suggested by Workgroup members and federal liaisons for removal from or addition to the 2023 Child and Adult Core Sets.

### Webinar to Prepare for the Annual Review Meeting

The second webinar took place on March 24, 2022. To help Workgroup members prepare for the discussion at the 2023 Annual Review meeting, Mathematica provided a list of the 7 measures to be considered for removal and the 12 measures to be considered for addition. Mathematica also identified the 11 measures suggested for addition that would not be reviewed at the April meeting and noted why they would not be discussed by the Workgroup.

Mathematica provided guidance to the Workgroup about how to prepare for the measure discussions, including the criteria that Workgroup members should consider for recommending measures for removal from or addition to the Core Sets and the resources available to facilitate their review. These resources included detailed measure information sheets for each measure, a worksheet to record questions and notes for each measure, the Medicaid and CHIP Beneficiary Profile, the Core Set Reporting History Table, Core Set Chart Packs and Measure-Specific Tables, and the Core Set Resource Manuals and Technical Specifications. Workgroup members were responsible for reviewing all materials related to the measures; completing the measure worksheet; and attending the Annual Review meeting prepared with notes, questions, and preliminary votes on the 19 measures proposed for removal or addition.



## Annual Review Meeting Webinar

The 2023 Child and Adult Core Set Annual Review voting meeting took place virtually from April 5 to April 7, 2022. Workgroup members, federal liaisons, measure stewards, and members of the public participated in the meeting.

The discussion of measures was organized according to the current Core Set domains.<sup>27</sup> For each domain, Mathematica described the 2022 Child and Adult Core Set measures, highlighted the measures suggested for removal and the measures suggested for addition, noted the key technical specifications of each measure proposed for removal or addition, and summarized the rationale provided by Workgroup members for removal or addition.

Mathematica then facilitated a discussion of the measures within each domain. Mathematica sought comments and questions from Workgroup members about each measure and asked measure stewards to clarify measure specifications when needed. For ease of discussion, if a measure suggested for removal had a replacement measure suggested for addition, the measures were “paired” and discussed together. For each domain, an opportunity for public comment followed the Workgroup discussion.

Voting took place by domain after the Workgroup discussion and public comment period. Mathematica facilitated the voting on the measures suggested for removal or addition. Workgroup members voted electronically through a secure web-based polling application during specified voting periods. Workgroup members who experienced technical difficulties with the voting tool submitted their vote through the webinar Q&A feature (which was visible only to the Mathematica team) or via email.

Within each domain, the Workgroup generally voted first on measures suggested for removal, followed by measures suggested for addition. However, if measures were “paired,” the Workgroup voted first on the measure suggested for addition and then on the measure suggested for removal. This process guarded against the unintentional creation of a gap in the Core Sets caused by removing an existing measure before the Workgroup voted on the measure suggested for replacement.

For each measure suggested for removal, Workgroup members could select either “Yes, I recommend removing this measure from the Core Set” or “No, I do not recommend removing this measure from the Core Set.” For each measure suggested for addition, Workgroup members

---

<sup>27</sup> The Core Set domains are Primary Care Access and Preventive Care, Maternal and Perinatal Health, Care of Acute and Chronic Conditions, Behavioral Health Care, Dental and Oral Health Services, Experience of Care, and Long-Term Services and Supports. No measures were suggested for removal from or addition to the Maternal and Perinatal Health, Dental and Oral Health Services, or Experience of Care domains during the 2023 Child and Adult Core Set Annual Review.

could select either “Yes, I recommend adding this measure to the Core Set” or “No, I do not recommend adding this measure to the Core Set.”

Measures were recommended for removal or addition if two-thirds of the eligible Workgroup members voted yes. The two-thirds voting threshold was adjusted according to the number of eligible Workgroup members present for each measure vote. Mathematica presented the voting results immediately after each vote and reported if the results met the two-thirds threshold for a measure to be recommended for removal or addition.

Following voting on the measures in each domain, Workgroup members had an opportunity to discuss gaps in that domain. For domains without measures considered for removal or addition, the discussion of gaps took place on Day 3 of the meeting. A summary of the discussion about potential gaps in the Core Sets is presented later in this report.

The Workgroup also discussed two special topics during the Annual Review meeting: (1) advancing health equity through the Child and Adult Core Sets and (2) strategies for including digital measures in the Child and Adult Core Sets. Public comment was invited after the Workgroup discussions. A summary of the discussions appears later in this report.

## **Workgroup Recommendations for Improving the 2023 Child and Adult Core Sets**

### **Criteria Considered for Removal of Existing Measures and Addition of New Measures**

To focus the Workgroup discussion on measures that would be a good fit for the Core Sets, Mathematica specified detailed criteria for removal of existing measures and addition of new measures. These criteria are classified into three areas: (1) technical feasibility, (2) actionability and strategic priority, and (3) other considerations (Exhibit 5).

To be considered by the Workgroup, all measures suggested for addition must meet minimum technical feasibility criteria. As noted earlier, Mathematica conducted a preliminary assessment of suggested measures before the Annual Review meeting to ensure that measures discussed by the Workgroup adhered to the minimum technical feasibility criteria. [Appendix B](#) contains the full list of measures suggested by Workgroup members and federal liaisons for removal from or addition to the 2023 Child and Adult Core Sets, including those not discussed by the Workgroup during the Annual Review meeting.

Mathematica mentioned additional contextual factors to inform the Workgroup discussion.

- The Workgroup should consider whether states have the capacity for reporting the measures by FFY 2024, when mandatory reporting goes into effect for the Child Core Set and behavioral health measures in the Adult Core Set. CMCS asked Mathematica to notify the

Workgroup that, due to rulemaking and mandatory Core Set reporting beginning in 2024, the potential changes recommended by the Workgroup during the 2023 Core Set Annual Review could apply to the 2023 Core Sets, the 2024 Core Sets, or both Core Sets.

- The Workgroup should consider each measure on its own merits according to the criteria. There is no target number of measures—maximum or minimum—for the Child and Adult Core Sets.
- The Workgroup should review, discuss, and vote on all measures as they are currently specified by the measure steward.
- The Workgroup should not focus on assignment of measures to a Core Set or domain because these assignments are determined by CMCS.

**Exhibit 5. Criteria Considered for Removal of Existing Measures and Addition of New Measures to the 2023 Child and Adult Core Sets**

<b>Criteria Considered for Removal of Existing Measures</b>
<b>Technical Feasibility</b>
1. The measure is not fully developed and does not have detailed technical measure specifications, preventing production of the measure at the state level (e.g., numerator, denominator, and value sets).
2. States report significant challenges in accessing an available data source that contains all the data elements necessary to calculate the measure, including an identifier for Medicaid and CHIP beneficiaries (or the ability to link to an identifier).
3. The specifications and data source do not allow for consistent calculations across states (e.g., there is variation in coding or data completeness across states).
4. The measure is being retired by the measure steward and will no longer be updated or maintained.
<b>Actionability and Strategic Priority</b>
1. Taken together with other Core Set measures, the measure does not contribute to estimating the overall national quality of health care in Medicaid and CHIP or does not allow for comparative analyses of racial, ethnic, and socioeconomic disparities among Medicaid and CHIP beneficiaries (as specified in the Statute).
2. The measure does not address a strategic priority for improving health care delivery and outcomes in Medicaid and CHIP (e.g., it does not promote effective care delivery, does not address the unique and complex needs of Medicaid and CHIP beneficiaries, or there is a lack of evidence that this measure will lead to quality improvement).
3. The measure cannot be used to assess state progress in improving health care delivery and outcomes in Medicaid and CHIP (e.g., the measure is topped out, trending is not possible, or improvement is outside the direct influence of Medicaid and CHIP programs/providers).
<b>Other Considerations</b>
1. The prevalence of the condition or outcome being measured is not sufficient to produce reliable and meaningful results across states, taking into account Medicaid and CHIP population sizes and demographics.
2. The measure and measure specifications are not aligned with those used in other CMS programs, or another measure is recommended for replacement.
3. All states may not be able to produce the measure by the FFY 2024 Core Set reporting cycle or may not be able to include all Medicaid and CHIP populations (e.g., all age groups, eligibility categories, and delivery systems). The FFY 2024 Core Set reporting cycle is when mandatory reporting goes into effect for all measures in the Child Core Set and behavioral health measures in the Adult Core Set.

Exhibit 5 (continued)

<b>Criteria Considered for Addition of New Measures</b>	
<b>Minimum Technical Feasibility Requirements (all requirements must be met)</b>	
1.	The measure must be fully developed and have detailed technical specifications that enable production of the measure at the state level (e.g., numerator, denominator, and value sets).
2.	The measure must have been tested in state Medicaid and/or CHIP programs or be in use by one or more state Medicaid and/or CHIP programs.
3.	An available data source or validated survey instrument exists that contains all the data elements necessary to calculate the measure, including an identifier for Medicaid and CHIP beneficiaries (or the ability to link to an identifier).
4.	The specifications and data source must allow for consistent calculations across states (e.g., coding and data completeness).
5.	The measure must include technical specifications (including code sets) that are provided free of charge for state use in the Core Set.
<b>Actionability and Strategic Priority</b>	
1.	Taken together with other Core Set measures, the measure can be used to estimate the overall national quality of health care in Medicaid and CHIP and to perform comparative analyses of racial, ethnic, and socioeconomic disparities among Medicaid and CHIP beneficiaries (as specified in the Statute).
2.	The measure addresses a strategic priority for improving health care delivery and outcomes in Medicaid and CHIP.
3.	The measure can be used to assess state progress in improving health care delivery and outcomes in Medicaid and CHIP (e.g., the measure has room for improvement, performance is trendable, and improvement can be directly influenced by Medicaid and CHIP programs/providers).
<b>Other Considerations</b>	
1.	The prevalence of the condition or outcome being measured is sufficient to produce reliable and meaningful results across states, taking into account Medicaid and CHIP population sizes and demographics.
2.	The measure and measure specifications are aligned with those used in other CMS programs, where possible (e.g., Core Quality Measures Collaborative Core Sets, Medicaid Promoting Interoperability Program, Merit-Based Incentive Payment System, Qualified Health Plan Quality Rating System, Medicare Advantage Star Ratings, and/or Medicare Shared Savings Program).
3.	All states should be able to produce the measure by the FFY 2024 Core Set reporting cycle and be able to include all Medicaid and CHIP populations (e.g., all age groups, eligibility categories, and delivery systems). The FFY 2024 Core Set reporting cycle is when mandatory reporting goes into effect for all measures in the Child Core Set and behavioral health measures in the Adult Core Set.

## Summary of Workgroup Recommendations

The Workgroup recommended removing one measure from the Child Core Set, removing two measures from the Adult Core Set, and adding four measures to the Child and Adult Core Sets (Exhibit 6). Two of the measures recommended for removal were paired with measures recommended for addition.

- The Workgroup recommended removing *Screening for Depression and Follow-Up Plan* from both the Child and Adult Core Sets and recommended adding *Depression Screening and Follow-Up for Adolescents and Adults* as a replacement.
- The Workgroup recommended removing *Flu Vaccinations for Adults Ages 18 to 64* from the Adult Core Set and recommended adding *Adult Immunization Status* as a replacement.

- Finally, the Workgroup recommended adding two child health measures: *Lead Screening in Children* and *Avoidance of Antibiotic Treatment for Acute Bronchitis/Bronchiolitis* (ages 3 months to 17 years).<sup>28</sup>

This section summarizes the discussion and rationale for these recommendations. [Appendix C](#) provides information about the measures discussed but not recommended for removal from or addition to the Child and Adult Core Sets. Measure Information Sheets for each measure the Workgroup considered are available on the [Mathematica Core Set Review website](#).<sup>29</sup>

## Exhibit 6. Summary of Workgroup Recommendations for Updates to the 2023 Child and Adult Core Sets

Measure Name	Measure Steward	National Quality Forum # (if endorsed)
<b>Measure Recommended for Removal from the Child Core Set</b>		
Screening for Depression and Follow-Up Plan: Ages 12 to 17 (CDF-CH)	Centers for Medicare & Medicaid Services (CMS)	0418*/0418e*
<b>Measures Recommended for Removal from the Adult Core Set</b>		
Flu Vaccinations for Adults Ages 18 to 64 (FVA-AD)	National Committee for Quality Assurance (NCQA)	0039*
Screening for Depression and Follow-Up Plan: Age 18 and Older (CDF-AD)	CMS	0418*/0418e*
<b>Measures Recommended for Addition<sup>a</sup></b>		
Adult Immunization Status	NCQA	3620
Depression Screening and Follow-Up for Adolescents and Adults	NCQA	Not endorsed
Lead Screening in Children	NCQA	Not endorsed
Avoidance of Antibiotic Treatment for Acute Bronchitis/Bronchiolitis <sup>b</sup>	NCQA	0058

\* Measure is no longer endorsed.

<sup>a</sup> CMCS assigns new measures to a Core Set and domain as part of its annual update.

<sup>b</sup> This measure was added to the 2022 Adult Core Set for adults age 18 and older; this measure was recommended for addition to the 2023 Child Core Set for children ages 3 months to 17 years.

<sup>28</sup> This measure was added to the 2022 Adult Core Set for adults age 18 and older; the Workgroup recommended adding this measure to the 2023 Child Core Set for children ages 3 months to 17 years.

<sup>29</sup> The Measure Information Sheets for measures suggested for removal are available at [https://www.mathematica.org/-/media/internet/features/2021/coreset/coresetreview\\_2022removals.pdf](https://www.mathematica.org/-/media/internet/features/2021/coreset/coresetreview_2022removals.pdf). The Measure Information Sheets for measures suggested for addition are available at [https://www.mathematica.org/-/media/internet/features/2020/coreset/core-set-review\\_2021-additions.pdf?la=en](https://www.mathematica.org/-/media/internet/features/2020/coreset/core-set-review_2021-additions.pdf?la=en).

## Measures Recommended for Removal

### Flu Vaccinations for Adults Ages 18 to 64 (FVA-AD)

*Flu Vaccinations for Adults Ages 18 to 64* (FVA-AD) is based on self-reported data collected through the Consumer Assessment of Healthcare Providers and Systems (CAHPS) survey. The measure is defined as the percentage of beneficiaries ages 18 to 64 who received a flu vaccination between July 1 of the measurement year and the date when the CAHPS survey was completed. The measure has been in the Adult Core Set since its inception and was publicly reported for the first time for FFY 2020. The measure steward, NCQA, has proposed retiring the FVA-AD measure for the Healthcare Effectiveness Data and Information Set (HEDIS<sup>®</sup>) measurement year (MY) 2023, which corresponds to the 2024 Core Sets.<sup>30</sup>

The Workgroup member who suggested this measure for removal indicated a concern about the validity, reliability, and representativeness of the measure given low CAHPS survey response rates. The Workgroup member acknowledged states' progress in reporting the measure and CMCS's efforts to calculate the measure on states' behalf in the future using data submitted by states and managed care plans to the Agency for Healthcare Research and Quality (AHRQ) CAHPS Database. However, the Workgroup member noted that the data in the CAHPS Database are incomplete due to lack of submissions by states and plans.

The Workgroup discussed the FVA-AD measure in the context of the *Adult Immunization Status* measure, which was suggested as a replacement. One Workgroup member said it seemed like the appropriate time to remove FVA-AD from the Adult Core Set because the measure steward is proposing to retire the measure and keeping it in the Core Set would put a burden on states to report it. The Workgroup member added that because the *Adult Immunization Status* measure was suggested as a replacement, removing FVA-AD would not result in a Core Set gap. Several Workgroup members concurred with removing FVA-AD, given that there is a suitable replacement in the *Adult Immunization Status* measure.

The Workgroup members' comments supporting removal of FVA-AD were expressed in the context of challenges with conducting the CAHPS survey, the data source for the measure. For example, one Workgroup member expressed concern about survey non-response because the response rate of the CAHPS survey has declined significantly. Another Workgroup member noted that not all states conduct CAHPS and supported replacement of the measure with *Adult Immunization Status*.<sup>31</sup>

---

<sup>30</sup> On August 1, 2022, NCQA released the HEDIS updates for MY 2023 and confirmed that the FVA measure will be retired from HEDIS as of MY 2023 (which corresponds to the 2024 Core Sets).

<sup>31</sup> Public comments submitted on the *Flu Vaccinations for Adults Ages 18 to 64* (FVA-AD) measure can be found in Appendix D.

## Screening for Depression and Follow-Up Plan: Ages 12 to 17 (CDF-CH) and Age 18 and Older (CDF-AD)

The *Screening for Depression and Follow-Up Plan: Ages 12 to 17 (CDF-CH)* and *Age 18 and Older (CDF-AD)* measures assess the percentage of beneficiaries age 12 and older screened for depression on the date of the encounter or 14 days prior to the date of the encounter using an age-appropriate standardized depression screening tool, and if positive, a follow-up plan is documented on the date of the eligible encounter. Both of these measures will be subject to mandatory reporting in FFY 2024; CDF-CH is included in the Child Core Set and CDF-AD is a behavioral health measure in the Adult Core Set. A Workgroup member recommended both of these measures for removal from the Core Sets.

The Workgroup member who suggested these measures for removal noted that states report significant challenges with accessing an available data source that contains all the data elements necessary to calculate the measures, and that the specifications and data source do not allow for consistent calculations across states. They added that states may not be able to produce the measures for mandatory reporting by FFY 2024. Furthermore, they noted that depression screening for children could be covered under the *Child and Adolescent Well-Care Visit (WCV-CH)* measure in the Child Core Set.

The Workgroup discussed CDF-CH and CDF-AD in conjunction with the *Depression Screening and Follow-Up For Adolescents and Adults* measure, which was suggested as a replacement. During the discussion, many Workgroup members did not express strong preferences for either measure but emphasized that if CDF-CH and CDF-AD are recommended for removal, it is critical that a gap is not left in the Core Sets. Workgroup members were outspoken about the importance of depression screening among children and adolescents, noting that the American Academy of Pediatrics (AAP), American Academy of Child and Adolescent Psychiatry, and Children's Hospital Association have declared a national emergency in mental health among children and adolescents.

One Workgroup member countered the point that depression screening could be covered under the WCV-CH measure, noting that although well-child visits may include screening for psychosocial issues, the measure specifications for CDF-CH, CDF-AD, and *Depression Screening and Follow-Up For Adolescents and Adults* go a step further by requiring use of a standardized screening tool, which is associated with higher-quality care. Another Workgroup member added that, unlike WCV-CH, the depression screening measures capture screenings that occur outside of a primary care encounter.

Another Workgroup member commented that the CDF-CH and CDF-AD measures were added to the Core Sets in alignment with Medicare and Health Resources and Services Administration

(HRSA) programs, and to be mindful of this when deciding whether to keep or remove the measures.<sup>32</sup>

## Measures Recommended for Addition

### Adult Immunization Status

*Adult Immunization Status* measures the percentage of adults age 19 years and older who are up-to-date on recommended vaccinations for influenza, tetanus and diphtheria (Td) or tetanus, diphtheria and acellular pertussis (Tdap), zoster, and pneumococcal. The measure includes denominators for three individual vaccine rates with different age ranges for the Medicaid population. The measure is specified for the HEDIS Electronic Clinical Data Systems (ECDS) data collection method and was suggested as a replacement for FVA-AD.

The Workgroup member who suggested this measure for addition indicated that national surveillance data showed that the rate of recommended adult vaccines is generally lower for adults with public insurance than for those who are privately insured. They commented that inclusion of this measure in the Adult Core Set would not only help states enhance monitoring of adult immunizations but could also reduce morbidity and mortality from vaccine-preventable diseases across an individual's lifespan. They also noted that FVA-AD is currently the only immunization measure in the Adult Core Set, and the addition of the *Adult Immunization Status* measure would close a gap in states' ability to monitor uptake of all routinely recommended adult vaccines (other than those for COVID-19).

Much of the Workgroup discussion on the *Adult Immunization Status* measure focused on comparing it to the FVA-AD measure it was suggested to replace. For example, one Workgroup member noted that *Adult Immunization Status* encompasses a broader set of adult immunizations than FVA-AD. Another Workgroup member concurred, adding that states have been improving their immunization registries as a result of the COVID-19 pandemic and they may have improved their capacity for reporting the broader measure. A federal liaison echoed both points, commenting that the *Adult Immunization Status* measure is more comprehensive than FVA-AD (capturing five adult vaccinations versus one). They also noted that managed care plans have more experience reporting the measure since it was last discussed by the Workgroup during the 2021 Core Set Annual Review.

Some of the Workgroup support for the *Adult Immunization Status* measure was provided in the context of state challenges in reporting FVA-AD. For example, one Workgroup member noted that the *Adult Immunization Status* was administratively easier than the CAHPS-based FVA-AD measure and would be feasible for states that do not conduct the CAHPS survey.

---

<sup>32</sup> Public comments submitted on the *Screening for Depression and Follow-Up Plan: Ages 12 to 17* (CDF-CH) and *Age 18 and Older* (CDF-AD) measures can be found in Appendix D.



The Workgroup also discussed implications of state variation in Medicaid coverage of adult immunizations. Although one Workgroup member said they supported *Adult Immunization Status* as a replacement for FVA-AD, they said that public reporting of the measure should include a caveat that not all Medicaid programs cover adult immunizations. A Workgroup member added that, even if a state Medicaid program does not cover adult immunizations, there may be other ways for adults to receive immunizations, such as through public health departments. They also said that because this is a digital measure, there are ways to capture immunization data by leveraging public health department and other data sources.

One Workgroup member stated that although they are a proponent of adult immunizations, there are challenges with relying on public health departments to provide immunizations to the adult population in states where the vaccines are not covered by Medicaid. They noted that the programs available to support children's vaccinations (such as Vaccines for Children) are not available to adults. They also indicated that adults may face significant out-of-pocket costs for immunizations if vaccines are not covered by Medicaid.

Several Workgroup members discussed the pairing of the Workgroup voting to remove the FVA-AD measure and to add the *Adult Immunization Status* measure. A federal liaison remarked that the Workgroup could potentially create a gap in the Core Sets around adult immunizations by recommending removal of FVA-AD without a replacement and voiced their support for the *Adult Immunization Status* measure. Another Workgroup member questioned whether the Workgroup could potentially create a gap in the Core Sets by recommending addition of the *Adult Immunization Status* measure, which is specified for the ECDS data collection method, while also recommending removal of FVA-AD. They noted that, to date, CMCS has deferred on adding ECDS measures to the Core Sets. Mathematica advised the Workgroup to vote on the merits of the individual measures.

A Workgroup member asked about experience stratifying the *Adult Immunization Status* measure by race, ethnicity, language, and disability status. Mathematica noted there is no current experience with stratification of the measure in the context of Core Set reporting. However, a Workgroup member noted that NCQA has proposed adding a race/ethnicity stratification to this measure beginning in HEDIS measurement year (MY) 2023 (which corresponds to the 2024 Core Sets).<sup>33</sup>

During the public comment period, a representative from the Adult Vaccine Access Coalition spoke in support of adding the *Adult Immunization Status* measure to the Core Set. They indicated that the measure would encourage better reporting of adult immunizations, which could

---

<sup>33</sup> On August 1, 2022, NCQA released the HEDIS updates for MY 2023 and confirmed that race/ethnicity stratification will be added to the *Adult Immunization Status* measure as of MY 2023 (which corresponds to the 2024 Core Sets).

result in increased adult immunization coverage rates, as well as identify gaps in immunization coverage.<sup>34</sup>

## Depression Screening and Follow-Up for Adolescents and Adults

*Depression Screening and Follow-Up for Adolescents and Adults* shows the percentage of members 12 years of age and older who were screened for clinical depression using a standardized instrument and, if screened positive, received follow-up care. Two rates are reported: (1) depression screening: the percentage of members who were screened for clinical depression using a standardized instrument; and (2) follow-up on a positive screen: the percentage of members who received follow-up care within 30 days of a positive depression screen finding.

The measure is specified for HEDIS ECDS, and was suggested to replace CDF-CH and CDF-AD. The Workgroup member who suggested the measure for addition noted that there has been an increase in the number of Medicaid, commercial, and Medicare plans reporting the measure over the last two years. However, the measure steward acknowledged the low observed performance rates across Medicaid managed care plans and commented that it was likely due to challenges that managed care plans encounter with accessing clinical data. The Workgroup member cited evidence of the effectiveness of conducting depression screenings in the primary care setting and providing early intervention for depression. They acknowledged that states will likely need technical support to collect data for this measure because non-claims data (e.g., EHRs, case management records, and Health Information Exchange [HIE] data) may not be available to all states.

The Workgroup discussed the *Depression Screening and Follow-Up for Adolescents and Adults* measure in conjunction with CDF-CH and CDF-AD, which were recommended for removal. Much of the discussion reflected the tension between the feasibility and strategic priority of electronic measures, given that not all states have the capability to effectively collect data through HIEs. A Workgroup member representing a state Medicaid program noted that the measure provided an opportunity for states to shift toward electronic measures, especially given the prevalence of depression among Medicaid and CHIP populations. However, another Workgroup member expressed concern around mandatory reporting requirements given the challenges around data collection and reporting. They noted that the lack of universal HIEs may lead to a less meaningful measure as many states struggle to collect and report the data. They emphasized the importance of providing technical support to states. They added that, in their experience, they are unsure of where screenings may be documented outside of an EHR as this information is not captured through claims. Another Workgroup member responded that they have been working with providers in their state to collect the data using the administrative

---

<sup>34</sup> Public comments submitted on the *Adult Immunization Status* measure can be found in Appendix D.

method (e.g., claims), and acknowledged that the move toward digital measurement will be a challenging but feasible and valuable effort.

Two Workgroup members from state Medicaid programs discussed their experiences working to adopt *Depression Screening and Follow-Up for Adolescents and Adults* in their states. One expressed their support for adding the measure and shared that their state is planning to use the measure with their managed care plans. The other Workgroup member highlighted the differences between this measure and the CDF measures. For example, they indicated that, in contrast to the CDF measures, the *Depression Screening and Follow-up for Adolescents and Adults* measure does not require that a Medicaid or CHIP beneficiary have a face-to-face medical visit to be included in the denominator, making it more of a population-based measure.

Noting the increasing prevalence of suicide among teens, one Workgroup member asked the measure steward, NCQA, if mental health follow-up services occurring in school-based health settings are counted in the follow-up on a positive screen measure rate. NCQA responded that the measure captures visits occurring across a broad range of settings.

One Workgroup member asked about experience stratifying the measure by race, ethnicity, language, or disability status. Another Workgroup member noted that NCQA proposed stratification for measurement year 2023 (corresponding to the 2024 Core Sets).<sup>35</sup> Mathematica added that both NCQA and CMCS use the standards for race/ethnicity reporting set by the Office of Management and Budget.<sup>36</sup>

## Lead Screening in Children

*Lead Screening in Children* measures the percentage of children two years of age who had one or more capillary or venous lead blood tests for lead poisoning by their second birthday. The measure steward, NCQA, is considering retiring the measure because the U.S. Preventive Services Task Force (USPSTF) has given universal lead screening of children age five and younger an insufficient evidence rating. However, NCQA has not yet determined the timeline for potential retirement.

The Workgroup member who suggested the measure for addition noted that lead exposure among children remains a significant public health concern and that there is no safe level of lead for children. They noted that there is substantial room for improvement on blood lead screening

---

<sup>35</sup> On August 1, 2022, NCQA released the HEDIS updates for MY 2023 and indicated that race/ethnicity stratification will not be added to the *Depression Screening and Follow-Up for Adolescents and Adults* measure for MY 2023 (which corresponds to the 2024 Core Sets).

<sup>36</sup> Public comments submitted on the *Depression Screening and Follow-Up for Adolescents and Adults* measure can be found in Appendix D.

by age three. Despite a federal requirement that all children covered by Medicaid<sup>37</sup> are tested for blood lead levels at one and two years of age, or between two and six years if there is no record of a previous blood lead test, a 2021 report found that 20 percent of children enrolled in Medicaid from birth in select states were never screened by age three.<sup>38</sup>

The Workgroup voiced strong support for inclusion of the measure in the Core Sets, noting the clinical importance of lead screening given the long-term, lifelong impacts of lead exposure. A Workgroup member stated that adding the measure to the Core Sets would give more visibility to the importance of blood lead testing in Medicaid and CHIP.

Several Workgroup members highlighted the importance of the measure in addressing health inequities and social determinants of health. One Workgroup member stated that *Lead Screening in Children* can be used as a measure of disparities in safe housing and safe communities. Another Workgroup member added that the measure is linked to social determinants of health and supports clinical intervention if a problem is identified. Another Workgroup member asserted that this measure gets to the heart of inequities, as lead poisoning disproportionately affects the Medicaid population. In response to a question about whether the measure has been stratified by race, ethnicity, and language, NCQA noted that it has not because it is slated for retirement.

Workgroup members also discussed that the measure could improve state reporting of lead screening data. Two Workgroup members noted that all state Medicaid programs report lead screening data on Form CMS-416 (the annual Early and Periodic, Screening, Diagnostic, and Treatment [EPSDT] report), but there are limitations. For example, the Form CMS-416 measure specifications are less standardized than those of the HEDIS *Lead Screening in Children* measure. In addition, Form CMS-416 has less visibility than mandatory Core Set reporting. A Workgroup member from a state Medicaid agency said that *Lead Screening in Children* would enable their state to better focus on the Medicaid population, noting that their public health agency currently does not have a good way to measure lead screening. Another Workgroup member commented that this measure provides an opportunity to develop data linkages with public health.

A liaison from the Centers for Disease Control and Prevention (CDC) voiced the CDC's support for adding the measure as it would prompt data exchange discussions to match lead screening data with Medicaid data and increase screening. However, one Workgroup member highlighted the misalignment between the *Lead Screening in Children* measure and lead reporting to the

---

<sup>37</sup> Universal blood lead screening at 12 and 24 months is required for children covered by Medicaid (including CHIP Medicaid expansion programs). If a separate CHIP program opts to follow EPSDT, then the Medicaid universal screening requirement would apply. In addition, if the state or local jurisdiction requires universal lead screening, then CHIP would cover it.

<sup>38</sup> <https://oig.hhs.gov/oei/reports/OEI-07-18-00371.pdf>.

CDC. They suggested future discussion about aligning the measures for reporting by Medicaid and public health programs.

Another Workgroup member questioned whether the measure aligns with CDC and AAP clinical recommendations for children’s blood lead screening in Medicaid, which recommend testing at 12 and 24 months. NCQA noted that, generally, when there are new clinical guidelines, they reevaluate the measure to ensure alignment. They added that one of the challenges with the measure is that there are differences between the USPSTF recommendation and other clinical guidelines, and that the measure represents a compromise. NCQA also indicated that because they are considering retiring the measure, they do not plan to reevaluate the measure criteria.<sup>39</sup>

### Avoidance of Antibiotic Treatment for Acute Bronchitis/Bronchiolitis

The *Avoidance of Antibiotic Treatment for Acute Bronchitis/Bronchiolitis* measure assesses the percentage of episodes for members age 3 months and older with a diagnosis of acute bronchitis/bronchiolitis that did not result in an antibiotic dispensing event. The measure was added to the 2022 Adult Core Set for adults age 18 and older, and is now suggested for addition to the Child Core Set for children ages 3 months to 17 years. The Workgroup member who suggested this measure for addition to the Child Core Set stated that the measure has been used by state Medicaid programs and public health departments, and that almost 60 percent of pediatric bronchitis and bronchiolitis emergency department and office visits lead to inappropriate antibiotic prescription.

Workgroup members generally supported adding the measure but had questions for the measure steward about the measure technical specifications. One Workgroup member asked how the measure accounts for appropriate use of antibiotics for co-occurring illnesses. The measure steward, NCQA, responded that the measure specifies exclusions for conditions in which antibiotic use may be appropriate. Another Workgroup member expressed concern about the possibility of “gaming” the measure or using coding practices to improve measurement rates. The Workgroup member asked NCQA about another measure, *Antibiotic Utilization for Acute Respiratory Conditions*, which the Workgroup member said may be less susceptible to gaming. NCQA noted that *Avoidance of Antibiotic Treatment for Acute Bronchitis/Bronchiolitis* and *Antibiotic Utilization for Acute Respiratory Conditions* are intended as complementary measures, with the utilization measure capturing both appropriate and inappropriate prescribing. Another Workgroup member appreciated that the measure denominator includes a three-day period after the episode date, which provides a better understanding of a clinician’s intent to prescribe and thus a better view of the quality of care delivered to patients.

One Workgroup member noted that the measure promotes alignment, highlighting the existing collaborative efforts around antibiotic stewardship, and the inclusion of the measure in other

---

<sup>39</sup> Public comments submitted on the *Lead Screening in Children* measure can be found in Appendix D.

programs. Two Workgroup members noted that, due to the COVID-19 pandemic, fewer patients are accessing care through in-person visits, and that this measure may be important for monitoring access to appropriate care, including through telehealth visits. A CDC federal liaison expressed CDC’s support for the measure; they underscored the importance of appropriate antibiotic prescribing and cited the overuse of antibiotics for pediatric bronchitis and bronchiolitis as well as other viral illnesses. They also noted that inappropriate prescribing of antibiotics is more common during telehealth visits, which have increased in recent years.<sup>40</sup>

## Special Topics Discussed at the 2023 Child and Adult Core Set Annual Review

### Opportunities to Advance Health Equity Through the Child and Adult Core Sets

Recognizing that health equity is a priority area for CMCS and Workgroup members, Mathematica opened the Workgroup meeting on Day 1 with a discussion on opportunities to advance health equity through the Core Sets. This special topic addressed drivers of health measurement, stratification of current and proposed Core Set measures, and future directions for quality measurement related to health equity.

CMCS leadership provided introductory remarks to frame the conversation, emphasizing health equity as one of three major goals, along with coverage and access, and innovation and whole-person care.<sup>41</sup> They acknowledged the desire of the Workgroup to address social determinants of health in the Core Sets and the need to align efforts across federal agencies to develop, test, and adopt standardized quality measures for state-level reporting. Highlighting social factors like housing instability and food insecurity as drivers of health outcomes, CMCS Director Dan Tsai discussed moving toward a state in which the health care system assumes collective responsibility for integrating social determinants of health screenings and referrals into care delivery.

“When we think about equity, when we think about whole person care, we really do also think about many of the upstream social determinants of health and how we, from a Medicaid standpoint, can be involved from an expectation for care delivery, from a quality measurement and performance standpoint, and then, certainly also from an investment and accountability standpoint.”

— Dan Tsai, CMS Deputy Administrator and CMCS Director

---

<sup>40</sup> Public comments submitted on the *Avoidance of Antibiotic Treatment for Acute Bronchitis/Bronchiolitis* measure can be found in Appendix D.

<sup>41</sup> More information on the strategic vision for Medicaid and CHIP is available at <https://www.healthaffairs.org/doi/10.1377/forefront.20211115.537685/full/>.

Following CMCS's remarks, the Workgroup discussed opportunities to advance health equity through the Core Sets. The Workgroup expressed urgency to identify state-level drivers of health measures for the Core Sets, encourage stratification of Core Set measures, and pursue other future directions to fill the gap.

### Drivers of Health Measures

Workgroup members collectively supported adding measures of drivers of health screenings and follow-up to the Core Sets. They expressed urgency given that the Workgroup has identified social determinants of health as a gap for several years. They highlighted the importance of these measures for children in particular, emphasizing the link between drivers of health and children's long-term social-emotional health, development, and attachment.

The Workgroup acknowledged that further investment will be required to develop measures that meet the minimum technical feasibility requirements to be considered for the Core Sets. They raised the need for state-level testing of standardized drivers of health measures, moving from implementing screenings and interventions at the provider or plan level to collecting complete and accurate data for measurement at the state level. Workgroup members suggested that CMCS consider developing an innovation accelerator to test drivers of health measures and measurement approaches. The intent would be to give states the opportunity to test and refine new measures aligned with CMCS's strategic goals and speed up their readiness for state-level reporting through the Core Sets.

### Stratification of Core Set Measures

Several Workgroup members expressed support for the ability to stratify by race, ethnicity, language, and disability status as explicit criteria for the addition of new measures to the Core Sets. They also encouraged stratification by geography (urban/rural) and socioeconomic status. They specifically emphasized the importance of stratifying for disability status, given the intersectionality between disability status and other demographic characteristics.

Mathematica noted that the Core Set reporting system gives states the option to stratify Core Set measures by race, ethnicity, sex, language, disability status, geography, and adult Medicaid expansion status. Workgroup members indicated that more work may be needed to produce consistent results including: (1) using standardized definitions of sociodemographic characteristics across states; (2) testing by measure stewards to ensure measure stratification produces reliable and valid information; and (3) improving data quality and completeness for optional fields such as race and ethnicity, including through public education about how the data will be used.

### Other Future Directions

Workgroup members highlighted several considerations to inform future directions for quality measurement related to health equity.

- **Measure alignment.** Several Workgroup members suggested that drivers of health measures and other health equity approaches be aligned across CMS and other federal programs. Federal liaisons agreed and noted that Medicare is currently considering several measures of health equity and drivers of health measures (though testing is still required for state-level reporting).
- **Person-centeredness.** Several Workgroup members advised taking a holistic, whole-person perspective to understand beneficiaries’ overall experience and outcomes in the health care system. They emphasized that addressing drivers of health requires care integration outside of the medical sphere and the responsibility for driving improvement goes beyond the primary care provider. Moreover, they noted that health equity interventions must be adapted to local contexts to be meaningful at the community level.
- **Other considerations for quality measurement.** One Workgroup member stated the importance of measuring conditions that impact a small proportion of Medicaid and CHIP beneficiaries, but disproportionately affect people of color and vulnerable populations. Workgroup members also noted equity issues around geography (urban, suburban, and rural) and health literacy.

After the discussion, Mathematica invited public comment on the health equity topic. Several public commenters supported the inclusion of drivers of health measures in the Core Sets, highlighting that the low-income population served by Medicaid and CHIP is more likely to experience social barriers to health. They provided examples of how the measures can be used to support assessment of social risk factors among Medicaid and CHIP beneficiaries.

Some commenters said the pace of addressing health equity and the social determinants of health in Medicaid and CHIP was slow. They remarked that the program is not keeping pace with Medicare and other payers in terms of health equity measurement and expressed urgency about efforts to measure drivers of health. They encouraged CMCS to work with states, many of which already require screening for social determinants of health, to develop measures around a common set of screening domains, such as housing, food access, transportation, and safety.

## Strategies for Including Digital Measures in the Child and Adult Core Sets

Mathematica invited the Workgroup to discuss strategies for including digital measures in the Child and Adult Core Sets. Before opening the discussion on Day 2, Mathematica summarized the aims of CMS’s digital strategy as part of the Meaningful Measures 2.0 Initiative.<sup>42</sup>

Mathematica also provided an overview of the implications of the HEDIS ECDS strategy for the Child and Adult Core Sets, including the 2022 Child and Adult Core Set measures that are also

---

<sup>42</sup> More information about the Meaningful Measures Initiative is available at <https://www.cms.gov/Medicare/Quality-Initiatives-Patient-Assessment-Instruments/QualityInitiativesGenInfo/CMS-Quality-Strategy>.



specified for reporting using HEDIS ECDS,<sup>43</sup> measures specified only for the ECDS reporting method that were previously recommended for addition to the Core Sets but were deferred by CMCS, and ECDS measures under consideration for addition to the 2023 Core Sets.

Mathematica shared comments from CMCS requesting that the Workgroup consider ECDS measures under the same criteria outlined for the addition of all measures to the Core Sets. They added that although CMCS has not yet added ECDS-only measures to the Core Sets, as they work to determine the feasibility and viability of the measures and next steps for ECDS adoption, this does not reflect the merits of the measures themselves.

## Opportunities for Digital Measurement

Workgroup members encouraged CMCS to work toward including digital measures in the Core Sets. A Workgroup member noted that although it may be a heavy lift, moving toward digital measurement is an opportunity to strengthen the quality of reporting and create efficiencies across states. One Workgroup member stated that an ECDS-specified measure would not prevent a state from using administrative data sources for reporting. They added that it would be helpful to better understand how many states are currently reporting measures using administrative data only, an electronic method, or a hybrid of the two, noting that states should be given the flexibility to collect measures using methods that are most appropriate for their state.

Another Workgroup member commented on the increased use of electronic measures in other programs, such as Medicare. Given differences in states' ability to report digital measures, the Workgroup encouraged CMCS to prioritize adding measures that are impactful, where states can benefit from capturing data through electronic means. One Workgroup member stated that the *Adult Immunization Status* measure (recommended for addition to the 2023 Core Sets) is an example of an ECDS measure that would add value to the Core Sets because it would encourage linkages between public health departments and immunization registries.

Mindful of the challenges states may face in reporting ECDS measures, another Workgroup member suggested looking at ECDS measures that would not be subject to mandatory reporting in FFY 2024. They said that these measures would provide states with latitude to build their capacity for digital measurement without the pressure of mandatory reporting. A CMS representative concurred that using ECDS measures could help familiarize Medicaid and CHIP programs with reporting digital measures, adding that the COVID-19 pandemic underscored the importance of interoperability and timely access to data. They also added that with the implementation of Fast Healthcare Interoperability Resources (FHIR) and FHIR-based Application Program Interfaces (APIs) as part of CMS requirements, there are plenty of opportunities for states working with HIEs. Furthermore, with the publication of the Trusted Exchange Framework and Common Agreement (TEFCA) by the Office of the National

---

<sup>43</sup> ECDS specifications are not currently available for these measures for Core Set reporting.

Coordinator for Health Information Technology (ONC), the CMS representative noted that entities will be able to connect and exchange data across states.

### Using Alternative Data Sources

Workgroup members discussed opportunities to capture patient data through other data sources, especially those not typically used for performance measure reporting. For example, one Workgroup member encouraged the use of data from the Transformed Medicaid Statistical Information System (T-MSIS), which states are required to submit to CMS. However, another Workgroup member cited a challenge with T-MSIS conversions because some states still use local codes that could prevent reliable and accurate national comparisons if these codes are excluded.

A Workgroup member mentioned electronic visit verification (EVV) systems as an opportunity to capture personal care and home health service data. Another Workgroup member agreed, noting that EVV may be leveraged to capture additional data, such as discharges, hospitalizations, and incident reporting, and that EVV data can allow for input from caregivers and enrollees, increasing the ability to capture social drivers of health. Two Workgroup members also suggested that using electronic means to capture patient experience would help providers respond more quickly. A few Workgroup members added that it would be valuable to incorporate social determinants of health into HIEs, particularly for Medicaid and CHIP.

### Challenges of Digital Measurement and Technical Assistance Opportunities

Workgroup members were conscious of the challenges associated with varying digital measurement capabilities across providers and states, and the need for technical assistance. To help states prepare for reporting of digital measures, a Workgroup member noted it would be helpful to understand the overall vision, direction, and timeline for CMCS's digital measurement strategy as well as how it aligns with other quality initiatives.

Workgroup members also raised the challenges some health care providers (e.g., nursing homes, dental providers, behavioral health providers, intermediate care facilities, and community-based service providers) experience when exchanging data. They noted that these providers may not have interoperable EHRs and are often excluded from the conversations about Meaningful Use. For example, one Workgroup member noted that when considering long-term services and supports (LTSS) measures, community-based organizations often do not have the same level of administrative capability as other providers. Workgroup members said that as organizations move toward more integrated delivery systems and universal usage of electronic records, it is important to recognize that the data infrastructure may vary across different types of providers and clinical settings. One Workgroup member, along with a federal liaison, cautioned about the possibility of a digital divide. They emphasized the need for accessible, equitable, and interoperable EHRs and ensuring that patients and providers have access to internet and necessary technologies to receive and provide care.

The Workgroup was mindful of the effort and challenges associated with data standardization, underscoring the work that is needed around EHR functionality to ensure meaningful measurement and outcomes. In response to concerns around standardization, a Workgroup member raised ONC's oversight of the United States Core Data for Interoperability (USCDI) standard, which defines standardized data elements to achieve FHIR-enabled interoperability. The Workgroup member further noted that USCDI+ allows connections between health systems and public health agencies. A CMS representative emphasized the importance of USCDI and USCDI+, adding that standardized data is critical to digital measurement.

To support states in building their capacity to report digital measures, one Workgroup member advocated for quality grants and other funding streams to help states and providers work with their HIEs. For example, one Workgroup member noted that an HIE pilot has been launched in a metropolitan area in their state, but the state does not have the technical feasibility to adopt this on a broader scale. A CMS representative concurred that quality grants or other funding stream may provide an opportunity to support digital measurement efforts in Medicaid and CHIP.

## Cross-Cutting Themes in Measure Discussions

Several cross-cutting themes emerged from the Workgroup's review of the 7 existing Core Set measures suggested for removal from the 2022 Core Sets and the 12 measures suggested for addition, as well as the Workgroup's reflections about gaps in the Core Sets. The discussions revealed an effort to balance the feasibility of state reporting with actionability and strategic priority for driving improvement in care delivery and health outcomes for Medicaid and CHIP beneficiaries. The backdrop of mandatory reporting beginning in FFY 2024 was present throughout the discussions.

### Actionability and Strategic Priority for Driving Improvement in Care Delivery and Health Outcomes

Workgroup members discussed how to ensure that Core Set measures can be used to address social determinants of health and advance health equity. Throughout discussions on measures across the domains, a Workgroup member consistently inquired whether measures could be stratified by race, ethnicity, language, and disability status. The comments focused the Workgroup on aligning with the actionability and strategic priority criterion for stratification of new measures. Workgroup members also voiced support for adding and retaining measures that could be used to advance health equity in Medicaid and CHIP, including *Lead Screening in Children* and *Diabetes Care for People With Serious Mental Illness: Hemoglobin A1c Poor Control (>9.0%)* (HPCMI-AD).

The Workgroup also highlighted opportunities to leverage the use of digital measures in the Core Sets. For example, much of the Workgroup discussion about whether to replace the *Screening for Clinical Depression and Follow-Up Plan* measures (CDF-CH and CDF-AD) with *Depression Screening and Follow-Up for Adolescents and Adults* reflected the tension between the

feasibility of using administrative measures and the strategic priority of transitioning to electronic measures. Some Workgroup members suggested that *Depression Screening and Follow-Up for Adolescents and Adults*, which is specified for the HEDIS ECDS data collection method, would help facilitate the shift toward digital measurement. They also recognized states' persistent challenges with calculating the CDF-CH and CDF-AD measures. As a result, the Workgroup recommended CDF-CH and CDF-AD for removal, and the ECDS-only depression screening measure was recommended for addition.

The Workgroup also demonstrated a strong commitment to the role of the Core Sets in promoting public health priorities related to childhood lead screening, HIV treatment, and tobacco cessation. Although the Form CMS-416 EPSDT report collects lead screening data, the Workgroup recommended the addition of the *Lead Screening in Children* measure as a more standardized and reliable source of lead screening data that could support data linkages and program alignment. The Workgroup chose to retain the *HIV Viral Load Suppression (HVL-AD)* measure in the Adult Core Set due to its clinical importance, though only nine states currently report the measure. Similarly, the Workgroup voted to retain the CAHPS-based *Medical Assistance with Smoking and Tobacco Use Cessation (MSC-AD)* measure given the prevalence of smoking in the Medicaid and CHIP population, despite noted challenges with the survey-based data collection method. They encouraged finding a suitable replacement for MSC-AD in the future.

Workgroup members also frequently advocated for a balance of measures, both within and across domains, to ensure the Core Sets comprise an actionable and well-rounded set of measures for CMCS and states. For example, during the discussion about whether to remove the *Use of Opioids at High Dosage in Persons Without Cancer (OHD-AD)* and *Concurrent Use of Opioids and Benzodiazepines (COB-AD)* measures, a Workgroup member highlighted that a third of the measures in the Adult Core Set are in the Behavioral Health Care domain, with four measures focused on opioids. Ultimately, the Workgroup voted to retain both measures because of ongoing concerns about opioid use. When considering three new diabetes measures for addition, the Workgroup expressed similar concerns about the number of diabetes-focused measures in the Core Sets. These measures were not recommended by the Workgroup for addition because they did not add value to the other diabetes measures already in the Core Sets. Similarly, the Workgroup did not recommend addition of the *Statin Therapy for the Prevention and Treatment of Cardiovascular Disease* measure because some Workgroup members expressed hesitancy toward adding another measure of medication management, especially one with a data collection method that is resource-intensive.

To focus resources and support strategic priorities, Workgroup members also expressed a desire to align the Core Set measures with measures used in other programs. The Workgroup often sought to understand the use of current or potential Core Set measures in other programs, including the experience of entities currently reporting the measures. For example, when considering removal of the CDF-CH and CDF-AD measures from the Core Sets, one Workgroup member reminded others that these measures were added to the Core Sets in alignment with

other programs, such as Medicare. Similarly, another Workgroup member noted that the *Avoidance of Antibiotic Treatment for Acute Bronchitis/Bronchiolitis* measure, recommended for addition to the Child Core Set, was previously added to the Adult Core Set and the measure is also used in public health departments. During discussion of the *Adults' Access to Preventive/Ambulatory Health Services* measure, which was not recommended for addition, a Workgroup member remarked that the differences in the measure's technical specifications across payers would preclude states from meaningfully comparing access to care in Medicaid and other programs.

The Workgroup often prioritized retaining measures focused on care integration and coordination. Although several Workgroup members discussed challenges with the feasibility of reporting the HPCMI-AD measure, one Workgroup member shared their experience leveraging their HIE to improve data collection. They encouraged the Workgroup to keep the measure in the Core Set because it promotes care integration. A Workgroup member provided similar comments during discussion of removing the OHD-AD and COB-AD measures from the Core Sets, remarking that the measures capture care integration in support of pain management. The Workgroup voted to retain both measures.

Finally, Workgroup members continued to stress the need to incorporate measures into the Core Sets in areas that have been identified as longstanding gaps. For example, several Workgroup members expressed disappointment at the decision not to recommend any of the three LTSS measures that were suggested for addition, noting the lack of measures in the Core Sets for this population. In addition, although the Workgroup did not propose any measures of dental and oral health for addition to the 2023 Core Sets, some Workgroup members emphasized the importance of assessing the dental and oral health of adult Medicaid beneficiaries through the Core Sets.

## Feasibility and Viability for State Reporting

The Workgroup frequently discussed whether measures suggested for removal and addition were feasible for state-level reporting. They often noted that measures requiring chart reviews and survey data collection methods were more resource intensive and therefore, less preferable, than those using administrative methods. For example, during a discussion of the *Long-Term Services and Supports: Shared Care Plan with Primary Care Physician* measure, one Workgroup member expressed concern about the feasibility of data collection given the measure's data collection methodology using case management record review and questioned the feasibility of sampling across larger state Medicaid programs. This measure was ultimately not recommended for addition. Similarly, although the Workgroup did not recommend MSC-AD for removal, they stressed the need to identify a replacement tobacco cessation measure that is not survey-based, so the measure is more representative, actionable, and easier for states to collect.

Workgroup members also favored measures that promote partnership, data exchange, and data linkage between Medicaid and other programs. During discussion of the *Adult Immunization Status* measure, which was recommended by the Workgroup for addition, a Workgroup member

indicated that the measure encourages linkages with public health departments and immunization registries. Moreover, the Workgroup recommended replacing the CAHPS survey-based *Flu Vaccinations for Adults Ages 18 to 64* (FVA-AD) with the *Adult Immunization Status* measure because the latter can be calculated using administrative data and includes additional vaccines.

When discussing *Lead Screening in Children*, which was recommended for addition, a Workgroup member suggested the measure could provide an opportunity to develop data linkages with public health, noting that the health department in their state does not currently have a good source of data for lead screening. Workgroup members from state Medicaid programs also shared their experiences collaborating with HRSA and their public health departments to report the HVL-AD measure, and subsequently voted to retain this measure in the Adult Core Set.

## Discussion of Child and Adult Core Set Measure Gaps

During the 2023 Child and Adult Core Set Annual Review, the Workgroup discussed measure gaps overall and by Core Set domain. Within each domain, Mathematica asked the Workgroup to identify what types of measures or measure concepts are missing, whether any existing measures could fill the gaps, or whether new measures would need to be developed. After completing the domain-specific discussions, the Workgroup had a cross-cutting discussion focused on what measure gaps should be considered in the future. They also discussed the implications for developing new measures for Medicaid and CHIP, followed by a final opportunity for public comment. Exhibit 7 synthesizes the gaps mentioned during the Workgroup discussions and the public comment period. The gaps are organized first by cross-cutting themes and then by Core Set domain. The exhibit does not prioritize the suggested gaps or assess their feasibility or fit for the Child and Adult Core Sets.

Throughout the discussion of gaps, Workgroup members raised opportunities to advance health equity through the Core Sets. They asserted the importance of stratifying new and existing Core Set measures by race, ethnicity, language, and disability status. They underscored the urgency to develop and test measures of screenings and follow-up around drivers of health. They also emphasized gaps with known disparities in health outcomes, such as maternal mortality. They discussed reframing poverty and other drivers of health as chronic conditions, and defining social factors, such as housing and employment, as long-term outcomes of behavioral health care.

In addition, the Workgroup emphasized the need for measures of care coordination and management across domains, particularly for beneficiaries with complex needs and those receiving LTSS. They discussed opportunities to move beyond process-oriented measures of care coordination to more holistic measures, such as experience of care and readmissions.

The Workgroup noted that LTSS measures remain a gap on the Core Sets. One measure in the Adult Core Set—*National Core Indicators Survey* (NCIDDS-AD)—is focused on beneficiaries with intellectual and developmental disabilities (IDD). Workgroup members emphasized the

need for additional measures focused on LTSS users’ experience of care, community integration, and quality of life, along with measures of health and safety events. They suggested that CMCS provide technical assistance to states to support the testing and adoption of LTSS measures. Other strategies they proposed include the stratification of existing Core Set measures by LTSS users, and the development of experience of care measures that allow for flexibility, given that states use various tools.

The Workgroup’s reflections about gaps in the Child and Adult Core Sets provide a strong starting point for future discussions about updates to the Core Sets as well as longer-term planning for the Core Sets.<sup>44</sup>

**Exhibit 7. Synthesis of Workgroup Discussion About Potential Gaps in the Child and Adult Core Sets**

Themes from Cross-Cutting and Domain-Specific Gap Discussions
<b>Cross-Cutting Gap Areas</b>
<ul style="list-style-type: none"> <li>• Stratification of new and existing measures by race, ethnicity, language, and disability status</li> <li>• Subgroup analyses of existing measures for pregnant beneficiaries, beneficiaries with IDD, and LTSS users</li> <li>• Assessment of social determinants/drivers of health, including housing status, food insecurity, interpersonal safety, access to transportation, and poverty status</li> <li>• Coordination of care across sectors and settings, particularly for LTSS users and beneficiaries with complex needs and those with developmental disabilities</li> <li>• Continuity of coverage for Medicaid and CHIP beneficiaries</li> <li>• Referral, follow-up, and outcomes associated with screening measures</li> </ul>
<b>Cross-Cutting Methodological Considerations</b>
<ul style="list-style-type: none"> <li>• Electronic measures that leverage data sources beyond claims and encounters (e.g., EHRs, registries, HIEs)</li> <li>• Leveraging existing data sources to increase efficiency and reduce state burden (e.g., T-MSIS)</li> <li>• Inclusion of telehealth in new and existing quality measures</li> <li>• Alignment and standardization of measurement across federal programs</li> <li>• Development of alternative data sources and methods for survey-based measures (e.g., administrative data, focus groups)</li> </ul>
<b>Primary Care Access and Preventive Care</b>
<ul style="list-style-type: none"> <li>• Identification of and intervention for adverse childhood experiences</li> <li>• Care planning and care coordination for children and young adults with complex needs</li> <li>• Children’s social-emotional development, such as school readiness</li> <li>• Patient-centered measurement of access to preventive care and experience of care</li> <li>• Screening for HIV and viral hepatitis for beneficiaries with substance use disorders</li> </ul>
<b>Maternal and Perinatal Health</b>
<ul style="list-style-type: none"> <li>• Prenatal screenings for mental health, substance use, and interpersonal violence</li> <li>• Postpartum follow-up and care coordination (such as blood pressure)</li> <li>• Maternal morbidity and mortality, stratified by race and ethnicity</li> <li>• Measure of patient preferences and experiences</li> </ul>

---

<sup>44</sup> Public comments submitted on potential Core Set measurement gaps can be found in Appendix D.

Themes from Cross-Cutting and Domain-Specific Gap Discussions
<b>Care of Acute and Chronic Conditions</b>
<ul style="list-style-type: none"> <li>• Acute conditions, including accidents and injuries</li> <li>• Global measure(s) of treatment outcomes and quality of care for chronic conditions</li> <li>• Health outcomes, patient-reported outcomes, and care team integration for beneficiaries with IDD</li> </ul>
<b>Behavioral Health Care</b>
<ul style="list-style-type: none"> <li>• Diagnosis of and treatment for multi-substance and polysubstance use disorder</li> <li>• Continuity of treatment for opioid use disorder</li> <li>• Long-term management of behavioral health conditions, including social outcomes</li> <li>• Integration of behavioral health and physical health, particularly through primary care</li> </ul>
<b>Dental and Oral Health Services</b>
<ul style="list-style-type: none"> <li>• Access to preventive dental care for adults</li> <li>• Inappropriate emergency department use for dental conditions</li> </ul>
<b>Long-Term Services and Supports</b>
<ul style="list-style-type: none"> <li>• Beneficiary experience of care, community integration, and quality of life measures</li> <li>• Adverse health and safety events, such as pressure ulcers, falls, unnecessary transfers, and readmissions</li> <li>• Care coordination and management</li> <li>• Experience of care measures that allow for flexibility in the use of survey tools</li> </ul>

## Suggestions for Technical Assistance to Support State Reporting of the Child and Adult Core Sets

Workgroup members discussed opportunities for technical assistance to support states in reporting the Child and Adult Core Set measures. The opportunities primarily centered around preparing for mandatory reporting of the Child Core Set and behavioral health measures in the Adult Core Set, which will be required beginning in FFY 2024. The Workgroup urged CMCS to support states as they prepare for mandatory reporting and made the following suggestions:

- One Workgroup member expressed concern about states’ preparedness for mandatory reporting and asked CMCS to be mindful of how mandatory reporting will take time and resources from states’ other priorities and demands. They encouraged CMCS to be clear about how this information will be used to improve the quality of care and the lives of beneficiaries.
- One Workgroup member asked CMCS to provide clear guidance about what would be required of states for mandatory reporting, so they can assess their reporting capabilities and potential constraints at the individual state level, rather than taking a one size fits all approach. They worried that any punitive actions for non-compliance would ultimately be felt by beneficiaries.
- One Workgroup member added that it may be more efficient for CMCS to calculate some measures centrally (e.g., leveraging T-MSIS data), while states focus on calculating other measures.



- One Workgroup member encouraged CMCS to work with states to facilitate linkages across databases, such as registries and health information exchanges, to support Core Set reporting.
- One Workgroup member suggested that CMCS facilitate more opportunities for learning collaboratives across states so that states could share best practices and lessons learned from reporting.
- One Workgroup member encouraged CMCS to harmonize reporting requirements between Medicaid Section 1115 waivers and mandatory Core Set reporting, to the extent possible.

## Suggestions for Improving the Child and Adult Core Set Annual Review Process

Workgroup members suggested two enhancements to the Core Set Annual Review process: (1) developing strategies to address Core Set measure gaps identified by the Workgroup and (2) gaining a better understanding of why Workgroup members did not support adding or removing a measure.

A Workgroup member noted that quality measurement gaps have been identified each year and it is unclear what has been done to address the gaps, such as developing new measures or testing measures under development. Another Workgroup member suggested that a Workgroup subcommittee could conduct an assessment of gaps in the Core Sets; they could work with measure stewards, state Medicaid and CHIP agencies, and other partners to explore potential measures and other opportunities to address these gaps.

In addition, Workgroup members suggested exploring ways to gather more systematic feedback on why Workgroup members may not support measures for removal or addition. They said it would allow the Workgroup to discuss concerns or issues about the measures before voting or after a close vote.

## Next Steps

In summary, the 2023 Child and Adult Core Set Annual Review Workgroup recommended adding 4 of the 12 suggested measures to the 2023 Child and Adult Core Sets and removing 3 of the 7 suggested measures. The measures recommended by the Workgroup for addition focus on immunizations for adults, depression screening and follow-up for adolescents and adults, lead screening for children, and appropriate antibiotic prescribing for children. The measures they recommended for removal reflect replacement of existing measures with alternative measures for adult immunizations and depression screening and follow-up.

During the Annual Review meeting, the Workgroup underscored opportunities to use the Child and Adult Core Sets to drive improvement in care delivery and health outcomes for Medicaid and CHIP beneficiaries. Workgroup members expressed a desire to promote health equity through the Core Sets and voiced support for stratification of Core Set measures by race,

ethnicity, language, and disability. They also supported the development and testing of measures related to health-related social needs screening, positivity, and follow-up. They emphasized opportunities to leverage the Child and Adult Core Sets to promote digital measurement, as evidenced by the recommended replacement of existing measures with digital measures for adult immunizations and depression screening and follow-up.

The 2023 Child and Adult Core Set Annual Review took place against the backdrop of mandatory reporting of the Child Core Set and the behavioral health measures in the Adult Core Set beginning in FFY 2024. The Workgroup emphasized the feasibility of state reporting for existing and suggested measures, while still seeking to address strategic priorities. They championed measures that promote partnership and alignment between Medicaid and public health programs to focus resources, support priority areas, and increase the feasibility of reporting. The Workgroup also advocated for technical assistance to help states prepare for mandatory reporting, opportunities to streamline reporting, and support to build state capacity for reporting (especially for digital measures).

The draft report was available for public comment from July 1, 2022 through August 5, 2022. Thirteen public comments were submitted. These comments are included in [Appendix D](#). CMCS will review the final report to inform decisions about whether and how to modify the 2023 Child and Adult Core Sets. In addition, CMCS will obtain input from federal agencies and from state Medicaid and CHIP quality leaders to ensure that the Core Set measures are evidence-based and promote measure alignment within CMS and across federal agencies.<sup>45</sup> CMCS will release the 2023 Child and Adult Core Sets by December 31, 2022.

---

<sup>45</sup> More information about the decision making process is available in the CMCS fact sheet, *Medicaid and CHIP Child and Adult Core Sets Annual Review and Selection Process*, at <https://www.medicaid.gov/medicaid/quality-of-care/downloads/annual-core-set-review.pdf>.

**Appendix A:  
Child and Adult Core Set Measures**

**Exhibit A.1. 2022 Core Set of Children’s Health Care Quality Measures for Medicaid and CHIP (Child Core Set)**

<b>NQF #</b>	<b>Measure Steward</b>	<b>Measure Name</b>	<b>Data Collection Method</b>
<b>Primary Care Access and Preventive Care</b>			
0024	NCQA	Weight Assessment and Counseling for Nutrition and Physical Activity for Children/Adolescents (WCC-CH)	Administrative, hybrid, or EHR
0033	NCQA	Chlamydia Screening in Women Ages 16 to 20 (CHL-CH)	Administrative or EHR
0038	NCQA	Childhood Immunization Status (CIS-CH)	Administrative, hybrid, or EHR
0418*/ 0418e*	CMS	Screening for Depression and Follow-Up Plan: Ages 12 to 17 (CDF-CH)^	Administrative or EHR
1392	NCQA	Well-Child Visits in the First 30 Months of Life (W30-CH)	Administrative
1407	NCQA	Immunizations for Adolescents (IMA-CH)	Administrative or hybrid
1448*	OHSU	Developmental Screening in the First Three Years of Life (DEV-CH)	Administrative or hybrid
1516	NCQA	Child and Adolescent Well-Care Visits (WCV-CH)	Administrative
<b>Maternal and Perinatal Health</b>			
1382	CDC	Live Births Weighing Less Than 2,500 Grams (LBW-CH)	State vital records
1517*	NCQA	Prenatal and Postpartum Care: Timeliness of Prenatal Care (PPC-CH)	Administrative or hybrid
2902	OPA	Contraceptive Care – Postpartum Women Ages 15 to 20 (CCP-CH)	Administrative
2903/ 2904	OPA	Contraceptive Care – All Women Ages 15 to 20 (CCW-CH)	Administrative
NA	CDC	Low-Risk Cesarean Delivery (LRCD-CH)	State vital records
<b>Care of Acute and Chronic Conditions</b>			
1800	NCQA	Asthma Medication Ratio: Ages 5 to 18 (AMR-CH)	Administrative
NA	NCQA	Ambulatory Care: Emergency Department (ED) Visits (AMB-CH)	Administrative
<b>Behavioral Health Care</b>			
0108	NCQA	Follow-Up Care for Children Prescribed Attention-Deficit/Hyperactivity Disorder (ADHD) Medication (ADD-CH)^	Administrative or EHR <sup>a</sup>
0576	NCQA	Follow-Up After Hospitalization for Mental Illness: Ages 6 to 17 (FUH-CH)^	Administrative
2800	NCQA	Metabolic Monitoring for Children and Adolescents on Antipsychotics (APM-CH)^	Administrative

Exhibit A.1 (continued)

NQF #	Measure Steward	Measure Name	Data Collection Method
2801	NCQA	Use of First-Line Psychosocial Care for Children and Adolescents on Antipsychotics (APP-CH) <sup>^</sup>	Administrative
3488	NCQA	Follow-Up After Emergency Department Visit for Alcohol and Other Drug Abuse or Dependence: Ages 13 to 17 (FUA-CH) <sup>^***</sup>	Administrative
3489	NCQA	Follow-Up After Emergency Department Visit for Mental Illness: Ages 6 to 17 (FUM-CH) <sup>^***</sup>	Administrative
<b>Dental and Oral Health Services</b>			
2517	DQA (ADA)	Oral Evaluation, Dental Services (OEV-CH) <sup>***</sup>	Administrative
2528 <sup>****</sup>	DQA (ADA)	Topical Fluoride for Children (TFL-CH) <sup>***</sup>	Administrative
NA	DQA (ADA)	Sealant Receipt on Permanent First Molars (SFM-CH)	Administrative
<b>Experience of Care</b>			
0006 <sup>*****</sup>	AHRQ	Consumer Assessment of Healthcare Providers and Systems (CAHPS <sup>®</sup> ) Health Plan Survey 5.1H – Child Version Including Medicaid and Children with Chronic Conditions Supplemental Items (CPC-CH)	Survey

More information on 2022 Updates to the Child and Adult Core Health Care Quality Measurement Sets is available at <https://www.medicaid.gov/medicaid/quality-of-care/performance-measurement/adult-and-child-health-care-quality-measures/childrens-health-care-quality-measures/index.html>. A resource that provides a history of the measures included in the Child and Adult Core Sets is available at <https://www.medicaid.gov/medicaid/quality-of-care/downloads/core-set-history-table.pdf>.

\* This measure is no longer endorsed by NQF.

\*\* This measure was added to the 2022 Child Core Set.

\*\*\* This measure was added to the 2022 Child Core Set. It replaces the Percentage of Eligibles Who Received Preventive Dental Services (PDENT-CH) measure.

\*\*\*\* This measure has three rates corresponding to topical fluoride applications provided as (1) dental OR oral health services, (2) dental services, or (3) oral health services. The NQF number corresponds to rate 2 (dental services).

\*\*\*\*\* AHRQ is the measure steward for the survey instrument in the Child Core Set (NQF #0006) and NCQA is the developer of the survey administration protocol.

<sup>^</sup> This measure is part of the Behavioral Health Core Set. The complete list of 2022 Behavioral Health Core Set measures is available at <https://www.medicaid.gov/medicaid/quality-of-care/downloads/2022-bh-core-set.pdf>.

<sup>a</sup> The Follow-Up Care for Children Prescribed Attention-Deficit/Hyperactivity Disorder (ADHD) Medication measure is also specified for Electronic Clinical Data System (ECDS) reporting. ECDS specifications are not currently available for Child Core Set reporting.

AHRQ = Agency for Healthcare Research & Quality; CDC = Centers for Disease Control and Prevention; CHIP = Children's Health Insurance Program; CMS = Centers for Medicare & Medicaid Services; DQA (ADA) = Dental Quality Alliance (American Dental Association); EHR = Electronic Health Record; NA = Measure is not NQF endorsed; NCQA = National Committee for Quality Assurance; NQF = National Quality Forum; OHSU = Oregon Health and Science University; OPA = U.S. Office of Population Affairs.

**Exhibit A.2. 2022 Core Set of Adult Health Care Quality Measures for Medicaid (Adult Core Set)**

NQF #	Measure Steward	Measure Name	Data Collection Method
<b>Primary Care Access and Preventive Care</b>			
0032	NCQA	Cervical Cancer Screening (CCS-AD)	Administrative, hybrid, or EHR
0033	NCQA	Chlamydia Screening in Women Ages 21 to 24 (CHL-AD)	Administrative or EHR
0034	NCQA	Colorectal Cancer Screening (COL-AD)*	Administrative or EHR <sup>a</sup>
0039**	NCQA	Flu Vaccinations for Adults Ages 18 to 64 (FVA-AD)	Survey
0418**/ 0418e**	CMS	Screening for Depression and Follow-Up Plan: Age 18 and Older (CDF-AD) <sup>^</sup>	Administrative or EHR
2372	NCQA	Breast Cancer Screening (BCS-AD)	Administrative or EHR <sup>a</sup>
<b>Maternal and Perinatal Health</b>			
1517**	NCQA	Prenatal and Postpartum Care: Postpartum Care (PPC-AD)	Administrative or hybrid
2902	OPA	Contraceptive Care – Postpartum Women Ages 21 to 44 (CCP-AD)	Administrative
2903/ 2904	OPA	Contraceptive Care – All Women Ages 21 to 44 (CCW-AD)	Administrative
<b>Care of Acute and Chronic Conditions</b>			
0018	NCQA	Controlling High Blood Pressure (CBP-AD)	Administrative, hybrid, or EHR
0058	NCQA	Avoidance of Antibiotic Treatment for Acute Bronchitis/Bronchiolitis (AAB-AD)*	Administrative
0059	NCQA	Comprehensive Diabetes Care: Hemoglobin A1c (HbA1c) Poor Control (>9.0%) (HPC-AD)	Administrative, hybrid, or EHR
0272**	AHRQ	PQI 01: Diabetes Short-Term Complications Admission Rate (PQI01-AD)	Administrative
0275**	AHRQ	PQI 05: Chronic Obstructive Pulmonary Disease (COPD) or Asthma in Older Adults Admission Rate (PQI05-AD)	Administrative
0277**	AHRQ	PQI 08: Heart Failure Admission Rate (PQI08-AD)	Administrative
0283**	AHRQ	PQI 15: Asthma in Younger Adults Admission Rate (PQI15-AD)	Administrative
1768**	NCQA	Plan All-Cause Readmissions (PCR-AD)	Administrative

Exhibit A.2 (continued)

NQF #	Measure Steward	Measure Name	Data Collection Method
1800	NCQA	Asthma Medication Ratio: Ages 19 to 64 (AMR-AD)	Administrative
2082/ 3210e	HRSA	HIV Viral Load Suppression (HVL-AD)	Administrative or EHR
<b>Behavioral Health Care</b>			
0004	NCQA	Initiation and Engagement of Alcohol and Other Drug Abuse or Dependence Treatment (IET-AD)^	Administrative or EHR
0027**	NCQA	Medical Assistance with Smoking and Tobacco Use Cessation (MSC-AD)^	Survey
0105	NCQA	Antidepressant Medication Management (AMM-AD)^	Administrative or EHR
0576	NCQA	Follow-Up After Hospitalization for Mental Illness: Age 18 and Older (FUH-AD)^	Administrative
1932	NCQA	Diabetes Screening for People With Schizophrenia or Bipolar Disorder Who Are Using Antipsychotic Medications (SSD-AD)^	Administrative
2607	NCQA	Diabetes Care for People with Serious Mental Illness: Hemoglobin A1c (HbA1c) Poor Control (>9.0%) (HPCMI-AD)^	Administrative or hybrid
2940	PQA	Use of Opioids at High Dosage in Persons Without Cancer (OHD-AD)^	Administrative
3389	PQA	Concurrent Use of Opioids and Benzodiazepines (COB-AD)^	Administrative
3400	CMS	Use of Pharmacotherapy for Opioid Use Disorder (OUD-AD)^	Administrative
3488	NCQA	Follow-Up After Emergency Department Visit for Alcohol and Other Drug Abuse or Dependence: Age 18 and Older (FUA-AD)^	Administrative
3489	NCQA	Follow-Up After Emergency Department Visit for Mental Illness: Age 18 and Older (FUM-AD)^	Administrative
NA***	NCQA	Adherence to Antipsychotic Medications for Individuals With Schizophrenia (SAA-AD)^	Administrative
<b>Experience of Care</b>			
0006****	AHRQ	Consumer Assessment of Healthcare Providers and Systems (CAHPS®) Health Plan Survey 5.1H, Adult Version (Medicaid) (CPA-AD)	Survey
<b>Long-Term Services and Supports</b>			
NA	NASDDDS/ HSRI	National Core Indicators Survey (NCIDDS-AD)	Survey

Exhibit A.2 (continued)

More information on 2022 Updates to the Child and Adult Core Health Care Quality Measurement Sets is available at <https://www.medicaid.gov/medicaid/quality-of-care/performance-measurement/adult-and-child-health-care-quality-measures/adult-health-care-quality-measures/index.html>. A resource that provides a history of the measures included in the Child and Adult Core Sets is available at <https://www.medicaid.gov/medicaid/quality-of-care/downloads/core-set-history-table.pdf>.

\* This measure was added to the 2022 Adult Core Set.

\*\* This measure is no longer endorsed by NQF.

\*\*\* The Adult Core Set includes the NCQA version of the measure, which is adapted from the CMS measure (NQF #1879).

\*\*\*\* AHRQ is the measure steward for the survey instrument in the Adult Core Set (NQF #0006) and NCQA is the developer of the survey administration protocol.

^ This measure is part of the Behavioral Health Core Set. The complete list of 2022 Behavioral Health Core Set measures is available at <https://www.medicaid.gov/medicaid/quality-of-care/downloads/2022-bh-core-set.pdf>.

<sup>a</sup> The Colorectal Cancer Screening and Breast Cancer Screening measures are also specified for Electronic Clinical Data System (ECDS) reporting. ECDS specifications are not currently available for Adult Core Set reporting.

AHRQ = Agency for Healthcare Research & Quality; CMS = Centers for Medicare & Medicaid Services; EHR = Electronic Health Record; HRSA = Health Resources and Services Administration; HSRI = Human Services Research Institute; NA = Measure is not NQF endorsed; NASDDDS = National Association of State Directors of Developmental Disabilities Services; NCQA = National Committee for Quality Assurance; NQF = National Quality Forum; OPA = U.S. Office of Population Affairs; PQA = Pharmacy Quality Alliance.



**Exhibit A.3. Core Set of Children’s Health Care Quality Measures for Medicaid and CHIP (Child Core Set), 2010–2022**

NQF #	Measure Steward	Measure Name	2010	2011	2012	2013	2014	2015	2016	2017	2018	2019	2020	2021	2022
<b>Primary Care Access and Preventive Care</b>															
0024	NCQA	Weight Assessment and Counseling for Nutrition and Physical Activity for Children/Adolescents (WCC-CH) <sup>a</sup>	X	X	X	X	X	X	X	X	X	X	X	X	X
0033	NCQA	Chlamydia Screening in Women Ages 16 to 20 (CHL-CH)	X	X	X	X	X	X	X	X	X	X	X	X	X
0038	NCQA	Childhood Immunization Status (CIS-CH)	X	X	X	X	X	X	X	X	X	X	X	X	X
0418*/0418e*	CMS	Screening for Depression and Follow-Up Plan: Ages 12 to 17 (CDF-CH) <sup>b</sup>	--	--	--	--	--	--	--	--	X	X	X	X	X
1392	NCQA	Well-Child Visits in the First 30 Months of Life (W30-CH) <sup>c</sup>	X	X	X	X	X	X	X	X	X	X	X	X	X
1407	NCQA	Immunizations for Adolescents (IMA-CH)	X	X	X	X	X	X	X	X	X	X	X	X	X
1448*	OHSU	Developmental Screening in the First Three Years of Life (DEV-CH)	X	X	X	X	X	X	X	X	X	X	X	X	X
1516	NCQA	Child and Adolescent Well-Care Visits (WCV-CH) <sup>d</sup>	X	X	X	X	X	X	X	X	X	X	X	X	X
1959*	NCQA	Human Papillomavirus Vaccine for Female Adolescents (HPV-CH) <sup>e</sup>	--	--	--	X	X	X	X	--	--	--	--	--	--
NA	NCQA	Adolescent Well-Care Visits (AWC-CH) <sup>d</sup>	X	X	X	X	X	X	X	X	X	X	X	--	--
NA	NCQA	Child and Adolescents’ Access to Primary Care Practitioners (CAP-CH) <sup>f</sup>	X	X	X	X	X	X	X	X	X	X	--	--	--
<b>Maternal and Perinatal Health</b>															
0139	CDC	Pediatric Central Line-Associated Bloodstream Infections (CLABSI-CH) <sup>g</sup>	X	X	X	X	X	X	X	X	X	X	--	--	--
0471	TJC	PC-02: Cesarean Birth (PC02-CH) <sup>h</sup>	X	X	X	X	X	X	X	X	X	X	X	--	--
1360	CDC	Audiological Diagnosis No Later Than 3 Months of Age (AUD-CH) <sup>i</sup>	--	--	--	--	--	--	X	X	X	X	X	X	--
1382	CDC	Live Births Weighing Less Than 2,500 Grams (LBW-CH) <sup>j</sup>	X	X	X	X	X	X	X	X	X	X	X	X	X

Exhibit A.3 (continued)

NQF #	Measure Steward	Measure Name	2010	2011	2012	2013	2014	2015	2016	2017	2018	2019	2020	2021	2022
1391*	NCQA	Frequency of Ongoing Prenatal Care (FPC-CH) <sup>k</sup>	X	X	X	X	X	X	X	X	--	--	--	--	--
1517*	NCQA	Prenatal and Postpartum Care: Timeliness of Prenatal Care (PPC-CH)	X	X	X	X	X	X	X	X	X	X	X	X	X
2902	OPA	Contraceptive Care – Postpartum Women Ages 15 to 20 (CCP-CH) <sup>l</sup>	--	--	--	--	--	--	--	X	X	X	X	X	X
2903/ 2904	OPA	Contraceptive Care – All Women Ages 15 to 20 (CCW-CH) <sup>m</sup>	--	--	--	--	--	--	--	--	X	X	X	X	X
NA	No current measure steward	Behavioral Health Risk Assessment (for Pregnant Women) (BHRA-CH) <sup>n</sup>	--	--	--	X	X	X	X	X	--	--	--	--	--
NA	CDC	Low-Risk Cesarean Delivery (LRCD-CH) <sup>h</sup>	--	--	--	--	--	--	--	--	--	--	--	X	X
<b>Care of Acute and Chronic Conditions</b>															
0002*	NCQA	Appropriate Testing for Children with Pharyngitis (CWP-CH) <sup>o</sup>	X	X	X	X	--	--	--	--	--	--	--	--	--
0060*	NCQA	Annual Pediatric Hemoglobin A1C Testing (PA1C-CH) <sup>p</sup>	X	X	X	X	--	--	--	--	--	--	--	--	--
0657	AAOH-HNSF	Otitis Media with Effusion –Avoidance of Inappropriate Systemic Antimicrobials in Children: Ages 2 to 12 (OME-CH) <sup>q</sup>	X	X	X	--	--	--	--	--	--	--	--	--	--
1381*	Alabama Medicaid	Annual Percentage of Asthma Patients 2 Through 20 Years Old with One of More Asthma-Related Emergency Room Visits (ASMER-CH) <sup>r</sup>	X	X	X	X	--	--	--	--	--	--	--	--	--
1799*	NCQA	Medication Management for People with Asthma (MMA-CH) <sup>s</sup>	--	--	--	X	X	X	X	X	--	--	--	--	--
1800	NCQA	Asthma Medication Ratio: Ages 5 to 18 (AMR-CH) <sup>s</sup>	--	--	--	--	--	--	--	--	X	X	X	X	X
NA	NCQA	Ambulatory Care: Emergency Department (ED) Visits (AMB-CH)	X	X	X	X	X	X	X	X	X	X	X	X	X

Exhibit A.3 (continued)

NQF #	Measure Steward	Measure Name	2010	2011	2012	2013	2014	2015	2016	2017	2018	2019	2020	2021	2022
<b>Behavioral Health Care</b>															
0108	NCQA	Follow-Up Care for Children Prescribed Attention-Deficit/Hyperactivity Disorder (ADHD) Medication (ADD-CH)	X	X	X	X	X	X	X	X	X	X	X	X	X
0576	NCQA	Follow-Up After Hospitalization for Mental Illness: Ages 6 to 17 (FUH-CH) <sup>t</sup>	X	X	X	X	X	X	X	X	X	X	X	X	X
1365	PCPI	Child and Adolescent Major Depressive Disorder: Suicide Risk Assessment (SRA-CH) <sup>u</sup>	--	--	--	--	--	X	X	X	--	--	--	--	--
2800	NCQA	Metabolic Monitoring for Children and Adolescents on Antipsychotics (APM-CH) <sup>v</sup>	--	--	--	--	--	--	--	--	--	--	X	X	X
2801	NCQA	Use of First-Line Psychosocial Care for Children and Adolescents on Antipsychotics (APP-CH) <sup>w</sup>	--	--	--	--	--	--	--	X	X	X	X	X	X
3488	NCQA	Follow-Up After Emergency Department Visit for Alcohol and Other Drug Abuse or Dependence: Ages 13 to 17 (FUA-CH) <sup>x</sup>	--	--	--	--	--	--	--	--	--	--	--	--	X
3489	NCQA	Follow-Up After Emergency Department Visit for Mental Illness: Ages 6 to 17 (FUM-CH) <sup>x</sup>	--	--	--	--	--	--	--	--	--	--	--	--	X
NA	NCQA	Use of Multiple Concurrent Antipsychotics in Children and Adolescents (APC-CH) <sup>v</sup>	--	--	--	--	--	--	X	X	X	X	--	--	--
<b>Dental and Oral Health Services</b>															
2508*	DQA (ADA)	Dental Sealants for 6–9 Year-Old Children at Elevated Caries Risk (SEAL-CH) <sup>y</sup>	--	--	--	--	--	X	X	X	X	X	X	--	--
2517	DQA (ADA)	Oral Evaluation, Dental Services (OEV-CH) <sup>z</sup>	--	--	--	--	--	--	--	--	--	--	--	--	X
2528	DQA (ADA)	Topical Fluoride for Children (TFL-CH) <sup>z</sup>	--	--	--	--	--	--	--	--	--	--	--	--	X

Exhibit A.3 (continued)

NQF #	Measure Steward	Measure Name	2010	2011	2012	2013	2014	2015	2016	2017	2018	2019	2020	2021	2022
NA	CMS	Percentage of Eligibles Who Received Preventive Dental Services (PDENT-CH) <sup>z</sup>	X	X	X	X	X	X	X	X	X	X	X	X	--
NA	CMS	Percentage of Eligibles That Received Dental Treatment Services (TDENT-CH) <sup>aa</sup>	X	X	X	X	X	--	--	--	--	--	--	--	--
NA	DQA (ADA)	Sealant Receipt on Permanent First Molars (SFM-CH) <sup>bb</sup>	--	--	--	--	--	--	--	--	--	--	--	X	X
<b>Experience of Care</b>															
0006	AHRQ	Consumer Assessment of Healthcare Providers and Systems (CAHPS®) Health Plan Survey 5.1H – Child Version Including Medicaid and Children with Chronic Conditions Supplemental Items (CPC-CH) <sup>cc</sup>	X	X	X	X	X	X	X	X	X	X	X	X	X

X = Included in Child Core Set; -- = Not Included in Child Core Set.

AAO-HNSF = American Academy of Otolaryngology-Head and Neck Surgery; AMA = American Medical Association; CDC = Centers for Disease Control and Prevention; CMS = Centers for Medicare & Medicaid Services; DQA (ADA) = Dental Quality Alliance (American Dental Association); NA = Measure is not NQF endorsed; NCQA = National Committee for Quality Assurance; NQF = National Quality Forum; OHSU = Oregon Health and Science University; OPA = U.S. Office of Population Affairs; PCPI = Physician Consortium for Performance Improvement; TJC = The Joint Commission.

More information on 2022 Updates to the Child and Adult Core Health Care Quality Measurement Sets is available at <https://www.medicaid.gov/medicaid/quality-of-care/performance-measurement/adult-and-child-health-care-quality-measures/childrens-health-care-quality-measures/index.html>.

\* This measure is no longer endorsed by NQF.

<sup>a</sup> The Weight Assessment and Counseling for Nutrition and Physical Activity for Children/Adolescents measure was modified for the 2020 Child Core Set. CMS added the Counseling for Nutrition and Counseling for Physical Activity components to this measure for the 2020 Child Core Set. Prior Core Sets included only the Body Mass Index (BMI) Percentile Documentation component.

<sup>b</sup> The Screening for Depression and Follow-Up Plan: Ages 12 to 17 measure was added to the 2018 Child Core Set to align with the Adult Core Set and replaced the Child and Adolescent Major Depressive Disorder: Suicide Risk Assessment measure as a broader measure of behavioral health.

<sup>c</sup> The Well-Child Visits in the First 15 Months of Life (W15-CH) measure was modified by the measure steward. It now includes two rates: (1) six or more well-child visits in the first 15 months and (2) two or more well-child visits from 15 to 30 months. The NQF number refers to the endorsement of the W15-CH measure.

<sup>d</sup> The Well-Child Visits in the Third, Fourth, Fifth, and Sixth Years of Life (W34-CH) and Adolescent Well-Care Visits (AWC-CH) measures were modified by the measure steward into a combined measure that includes rates for Ages 3 to 11, 12 to 17, 18 to 21, and a total rate. The NQF number refers to the endorsement of the W34-CH measure.

<sup>e</sup> The stand-alone HPV Vaccine for Female Adolescents measure was retired by the measure steward and added as a rate to the Immunizations for Adolescents measure beginning with the 2017 Child Core Set.

Exhibit A.3 (continued)

- <sup>f</sup> The Child and Adolescents' Access to Primary Care Practitioners measure was retired from the 2020 Child Core Set because it is more of a utilization measure than a quality measure, with high rates for most age ranges resulting in a limited ability for states to take action on the results.
- <sup>g</sup> The Pediatric Central Line-Associated Bloodstream Infections measure was retired from the 2020 Child Core Set because the measure is reported by hospitals directly to the CDC, and therefore state Medicaid and CHIP programs have had limited ability to take action on the results.
- <sup>h</sup> The California Maternal Quality Care Collaborative Cesarean Rate for Nulliparous Singleton Vertex measure was replaced by The Joint Commission PC-02: Cesarean Birth measure beginning with the 2014 Child Core Set. The PC-02: Cesarean Birth measure was replaced in the 2021 Child Core Set with the Low-Risk Cesarean Delivery (LRCD-CH) measure. To reduce state burden and report a cesarean birth measure consistently across all states, CMS will calculate the LRCD-CH measure on behalf of states using National Vital Statistics System Natality data that are submitted by states and obtained through CDC Wide-ranging Online Data for Epidemiologic Research (CDC WONDER) starting in FFY 2021.
- <sup>i</sup> The Audiological Diagnosis No Later Than 3 Months of Age measure was added to the 2016 Child Core Set due to opportunities for quality improvement on the measure and its alignment with the electronic health record incentive program. The measure was retired from the 2022 Child Core Set due to state-reported challenges in reporting.
- <sup>j</sup> The Live Births Weighing Less Than 2,500 Grams measure was modified for the 2021 Core Set. To reduce burden on states and increase the feasibility of assessing performance across all states, CMS will calculate the measure on behalf of states starting in FFY 2021 using National Vital Statistics System Natality data that are submitted by states and obtained through CDC WONDER.
- <sup>k</sup> The Frequency of Ongoing Prenatal care measure was retired from the 2018 Child Core Set because it does not assess the content of the prenatal care visit.
- <sup>l</sup> The Contraceptive Care – Postpartum Women Ages 15 to 20 measure was added to the 2017 Child Core Set because it measures the provision of contraception to mothers in the postpartum period, which can help women space pregnancies to their desired interpregnancy interval and help to improve future birth outcomes.
- <sup>m</sup> The Contraceptive Care – All Women Ages 15 to 20 measure was added to the 2018 Child Core Set to assess access to contraceptive care, which has an important role in promoting health equity.
- <sup>n</sup> The Behavioral Health Risk Assessment (for Pregnant Women) measure was removed from the 2018 Child Core Set due to implementation and data collection challenges. AMA-PCPI was the measure steward for the 2013-2016 Child Core Sets; the measure had no steward for the 2017 Child Core Set.
- <sup>o</sup> The Appropriate Testing for Children with Pharyngitis measure was retired from the 2014 Child Core Set because the clinical evidence for the measure was obsolete.
- <sup>p</sup> The Annual Pediatric Hemoglobin A1C Testing measure was retired from the 2014 Child Core Set because it affects a small number of children, has a weak evidence base, and was approaching the improvement ceiling.
- <sup>q</sup> The Otitis Media with Effusion – Avoidance of Inappropriate Systemic Antimicrobials in Children (ages 2 to 12) measure was retired from the 2013 Child Core Set because of significant state reporting challenges. The measure was not collected by CMS for the 2012 Child Core Set. AMA-PCPI was the measure steward for the 2010-2012 Child Core Sets.
- <sup>r</sup> The Annual Percentage of Asthma Patients 2 Through 20 Years Old with One or More Asthma-Related Emergency Room Visits measure was retired from the 2014 Child Core Set due to data quality concerns and lack of an active measure steward.
- <sup>s</sup> Beginning with the 2018 Child Core Set, the Asthma Medication Ratio: Ages 5 to 18 measure replaces the Medication Management for People with Asthma measure, which was included in the 2013-2017 Child Core Sets.
- <sup>t</sup> The age group for the Follow-Up After Hospitalization for Mental Illness measure changed from ages 6 to 20 to ages 6 to 17 for the 2019 Child Core Set.
- <sup>u</sup> The Child and Adolescent Major Depressive Disorder: Suicide Risk Assessment measure was added to the 2015 Child Core Set to target a high prevalence mental health condition that has severe consequences without appropriate treatment. The measure was removed from the 2018 Child Core Set because of the need for a broader measure of behavioral health.
- <sup>v</sup> The Use of Multiple Concurrent Antipsychotics in Children and Adolescents measure was added to the 2016 Child Core Set to target inappropriate prescribing of antipsychotic medications, which may have adverse health effects. The measure was retired from the 2020 Child Core Set because it was retired by the measure steward. It was replaced by the Metabolic Monitoring for Children and Adolescents on Antipsychotics measure, which was added to the 2020 Child Core Set to monitor medication safety for children on psychotropic medications by identifying any gaps in their metabolic follow-up.

Exhibit A.3 (continued)

<sup>w</sup> The Use of First-Line Psychosocial Care for Children and Adolescents on Antipsychotics measure was added to the 2017 Child Core Set to promote the use of nonpharmacologic, evidence-informed approaches to the treatment of mental and behavioral health problems of Medicaid and CHIP insured children on psychotropic medications.

<sup>x</sup> The Follow-Up After Emergency Department Visit for Alcohol and Other Drug Abuse or Dependence: Ages 13 to 17 and Follow-up After Emergency Department Visit for Mental Illness: Ages 6 to 17 measures were added to the 2022 Child Core Set to address a gap in quality of care for adolescents diagnosed with substance use disorder, allow for comparative analyses across various populations, and allow health systems to identify opportunities for care coordination. These measures are currently being reported as part of the Adult Core Set and the addition of these measures to the Child Core Sets creates further alignment across the Core Sets.

<sup>y</sup> The Dental Sealants for 6–9 Year-Old Children at Elevated Caries Risk measure was added to the 2015 Child Core Set because it is linked to improved oral health outcomes and responds to a legislative mandate to measure the use of dental sealants in this age group. The measure was removed from the 2021 Child Core Set because it was retired by the measure steward.

<sup>z</sup> The Percentage of Eligibles Who Received Preventive Dental Services measure was retired from the 2022 Child Core Set. In recognition of the importance of oral health to overall health, CMS replaced it with two measures: Oral Evaluation, Dental Services and Topical Fluoride for Children. The Topical Fluoride for Children measure has three rates corresponding to topical fluoride applications provided as (1) dental OR oral health services, (2) dental services, or (3) oral health services. The NQF number corresponds to rate 2 (dental services).

<sup>aa</sup> The Percentage of Eligibles That Received Dental Treatment Services measure was retired from the 2015 Child Core Set because it is not an effective tool for quality improvement; it is unclear if an increase or a decrease in the rate is desirable, and therefore the results are not actionable.

<sup>bb</sup> The Sealant Receipt on Permanent First Molars measure was added to the 2021 Child Core Set to provide data on the percentage of children who have ever received sealants on permanent first molar teeth by their 10th birthdate. This measure replaces the SEAL-CH measure.

<sup>cc</sup> AHRQ is the measure steward for the survey instrument in the Child Core Set (NQF #0006) and NCQA is the developer of the survey administration protocol.

**Exhibit A.4. Core Set of Adult Health Care Quality Measures for Medicaid (Adult Core Set), 2013–2022**

NQF #	Measure Steward	Measure Name	2013	2014	2015	2016	2017	2018	2019	2020	2021	2022
<b>Primary Care Access and Preventive Care</b>												
0032	NCQA	Cervical Cancer Screening (CCS-AD)	X	X	X	X	X	X	X	X	X	X
0033	NCQA	Chlamydia Screening in Women Ages 21 to 24 (CHL-AD)	X	X	X	X	X	X	X	X	X	X
0034	NCQA	Colorectal Cancer Screening (COL-AD) <sup>a</sup>	--	--	--	--	--	--	--	--	--	X
0039*	NCQA	Flu Vaccinations for Adults Ages 18 to 64 (FVA-AD)	X	X	X	X	X	X	X	X	X	X
0418*/0418e*	CMS	Screening for Depression and Follow-Up Plan: Age 18 and Older (CDF-AD)	X	X	X	X	X	X	X	X	X	X
2372	NCQA	Breast Cancer Screening (BCS-AD)	X	X	X	X	X	X	X	X	X	X
NA	NCQA	Adult Body Mass Index Assessment (ABA-AD) <sup>b</sup>	X	X	X	X	X	X	X	X	--	--
<b>Maternal and Perinatal Health</b>												
0469/0469e	TJC	PC-01: Elective Delivery (PC01-AD) <sup>c</sup>	X	X	X	X	X	X	X	X	X	--
0476*	TJC	PC-03: Antenatal Steroids (PC03-AD) <sup>d</sup>	X	X	X	X	X	X	--	--	--	--
1517*	NCQA	Prenatal and Postpartum Care: Postpartum Care (PPC-AD)	X	X	X	X	X	X	X	X	X	X
2902	OPA	Contraceptive Care – Postpartum Women Ages 21 to 44 (CCP-AD) <sup>e</sup>	--	--	--	--	X	X	X	X	X	X
2903/2904	OPA	Contraceptive Care – All Women Ages 21 to 44 (CCW-AD) <sup>f</sup>	--	--	--	--	--	X	X	X	X	X
<b>Care of Acute and Chronic Conditions</b>												
0018	NCQA	Controlling High Blood Pressure (CBP-AD)	X	X	X	X	X	X	X	X	X	X
0057	NCQA	Comprehensive Diabetes Care: Hemoglobin A1c (HbA1c) Testing (HA1C-AD) <sup>g</sup>	X	X	X	X	X	X	X	--	--	--
0058	NCQA	Avoidance of Antibiotic Treatment for Acute Bronchitis/Bronchiolitis (AAB-AD) <sup>h</sup>	--	--	--	--	--	--	--	--	--	X

Exhibit A.4 (continued)

NQF #	Measure Steward	Measure Name	2013	2014	2015	2016	2017	2018	2019	2020	2021	2022
0059	NCQA	Comprehensive Diabetes Care: Hemoglobin A1c (HbA1c) Poor Control (>9.0%) (HPC-AD) <sup>i</sup>	--	--	X	X	X	X	X	X	X	X
0063*	NCQA	Comprehensive Diabetes Care: LDL-C Screening (LDL-AD) <sup>i</sup>	X	X	--	--	--	--	--	--	--	--
0272*	AHRQ	PQI 01: Diabetes Short-Term Complications Admission Rate (PQI01-AD)	X	X	X	X	X	X	X	X	X	X
0275*	AHRQ	PQI 05: Chronic Obstructive Pulmonary Disease (COPD) or Asthma in Older Adults Admission Rate (PQI05-AD)	X	X	X	X	X	X	X	X	X	X
0277*	AHRQ	PQI 08: Heart Failure Admission Rate (PQI08-AD)	X	X	X	X	X	X	X	X	X	X
0283*	AHRQ	PQI 15: Asthma in Younger Adults Admission Rate (PQI15-AD)	X	X	X	X	X	X	X	X	X	X
0403*	NCQA	Annual HIV/AIDS Medical Visit (HMV-AD) <sup>j</sup>	X	--	--	--	--	--	--	--	--	--
1768*	NCQA	Plan All-Cause Readmissions (PCR-AD)	X	X	X	X	X	X	X	X	X	X
1800	NCQA	Asthma Medication Ratio: Ages 19 to 64 (AMR-AD) <sup>k</sup>	--	--	--	--	--	X	X	X	X	X
2082/3210e	HRSA	HIV Viral Load Suppression (HVL-AD) <sup>j</sup>	--	X	X	X	X	X	X	X	X	X
2371*	NCQA	Annual Monitoring for Patients on Persistent Medications (MPM-AD) <sup>l</sup>	X	X	X	X	X	X	X	--	--	--
<b>Behavioral Health Care</b>												
0004	NCQA	Initiation and Engagement of Alcohol and Other Drug Abuse or Dependence Treatment (IET-AD)	X	X	X	X	X	X	X	X	X	X
0027*	NCQA	Medical Assistance with Smoking and Tobacco Use Cessation (MSC-AD)	X	X	X	X	X	X	X	X	X	X
0105	NCQA	Antidepressant Medication Management (AMM-AD)	X	X	X	X	X	X	X	X	X	X
0576	NCQA	Follow-Up After Hospitalization for Mental Illness: Age 18 and Older (FUH-AD) <sup>m</sup>	X	X	X	X	X	X	X	X	X	X



Exhibit A.4 (continued)

NQF #	Measure Steward	Measure Name	2013	2014	2015	2016	2017	2018	2019	2020	2021	2022
1932	NCQA	Diabetes Screening for People With Schizophrenia or Bipolar Disorder Who Are Using Antipsychotic Medications (SSD-AD) <sup>n</sup>	--	--	--	X	X	X	X	X	X	X
2607	NCQA	Diabetes Care for People with Serious Mental Illness: Hemoglobin A1c (HbA1c) Poor Control (>9.0%) (HPCMI-AD) <sup>o</sup>	--	--	--	--	X	X	X	X	X	X
2940	PQA	Use of Opioids at High Dosage in Persons Without Cancer (OHD-AD) <sup>n</sup>	--	--	--	X	X	X	X	X	X	X
3389	PQA	Concurrent Use of Opioids and Benzodiazepines (COB-AD) <sup>p</sup>	--	--	--	--	--	X	X	X	X	X
3400	CMS	Use of Pharmacotherapy for Opioid Use Disorder (OUD-AD) <sup>q</sup>	--	--	--	--	--	--	--	X	X	X
3488	NCQA	Follow-Up After Emergency Department Visit for Alcohol and Other Drug Abuse or Dependence: Age 18 and Older (FUA-AD) <sup>r</sup>	--	--	--	--	X	X	X	X	X	X
3489	NCQA	Follow-Up After Emergency Department Visit for Mental Illness: Age 18 and Older (FUM-AD) <sup>r</sup>	--	--	--	--	X	X	X	X	X	X
NA	NCQA	Adherence to Antipsychotic Medications for Individuals with Schizophrenia (SAA-AD) <sup>s</sup>	X	X	X	X	X	X	X	X	X	X
<b>Care Coordination</b>												
0648*	AMA-PCPI	Timely Transmission of Transition Record (Discharges from an Inpatient Facility to Home/Self Care or Any Other Site of Care) (CTR-AD) <sup>t</sup>	X	X	X	X	--	--	--	--	--	--
<b>Experience of Care</b>												
0006	AHRQ	Consumer Assessment of Healthcare Providers and Systems (CAHPS®) Health Plan Survey 5.1H, Adult Version (Medicaid) (CPA-AD) <sup>u</sup>	X	X	X	X	X	X	X	X	X	X
<b>Long-Term Services and Supports</b>												
NA	NASDDDS/ HSRI	National Core Indicators Survey (NCIDDS-AD) <sup>v</sup>	--	--	--	--	--	--	--	X	X	X

Exhibit A.4 (continued)

X = Included in Adult Core Set; -- = Not Included in Adult Core Set.

AHRQ = Agency for Healthcare Research & Quality; AMA-PCPI = American Medical Association-Physician Consortium for Performance Improvement; CMS = Centers for Medicare & Medicaid Services; HRSA = Health Resources and Services Administration; HSRI = Human Services Research Institute; NA = Measure is not NQF endorsed; NASDDDS = National Association of State Directors of Developmental Disabilities Service; NCQA = National Committee for Quality Assurance; NQF = National Quality Forum; OPA = U.S. Office of Population Affairs; PQA = Pharmacy Quality Alliance; TJC = The Joint Commission.

More information on 2022 Updates to the Child and Adult Core Health Care Quality Measurement Sets is available at <https://www.medicaid.gov/medicaid/quality-of-care/performance-measurement/adult-and-child-health-care-quality-measures/adult-health-care-quality-measures/index.html>.

\* This measure is no longer endorsed by NQF.

<sup>a</sup> The Colorectal Cancer Screening measure was added to the 2022 Adult Core Set to assess appropriate receipt of colorectal cancer screenings.

<sup>b</sup> The Adult Body Mass Index Assessment measure was retired from the 2021 Adult Core Set because it was retired by the measure steward.

<sup>c</sup> The PC-01: Elective Delivery measure was retired from the 2022 Adult Core Set due to state-reported challenges in reporting.

<sup>d</sup> The PC-03: Antenatal Steroids measure was retired from the 2019 Adult Core Set due to the low number of states reporting this measure and the challenges states have reported in collecting it.

<sup>e</sup> The Contraceptive Care – Postpartum Women Ages 21 to 44 measure was added to the 2017 Adult Core Set because it measures the provision of contraception to mothers in the postpartum period, which can help women space pregnancies to their desired interpregnancy interval and help to improve future birth outcomes.

<sup>f</sup> The Contraceptive Care – All Women Ages 21 to 44 measure was added to the 2018 Adult Core Set to assess access to contraceptive care, which has an important role in promoting health equity.

<sup>g</sup> The Comprehensive Diabetes Care: Hemoglobin A1c (HbA1c) Testing measure was retired from the 2020 Adult Core Set because there is another publicly reported diabetes measure on the Adult Core Set, Comprehensive Diabetes Care: Hemoglobin A1c (HbA1c) Poor Control (>9 percent), which is an outcome measure that also assesses whether testing is being conducted.

<sup>h</sup> The Avoidance of Antibiotic Treatment With Acute Bronchitis/Bronchiolitis measure was added to the 2022 Adult Core Set to assess inappropriate use of antibiotics.

<sup>i</sup> The Comprehensive Diabetes Care: LDL-C Screening measure was replaced by the Comprehensive Diabetes Care: Hemoglobin A1c (HbA1c) Poor Control (>9.0%) measure beginning with the 2015 Adult Core Set. The Comprehensive Diabetes Care: LDL-C Screening measure was retired from the Adult Core Set because clinical guidelines underpinning this measure were in flux and because NCQA removed it from HEDIS 2015. The Comprehensive Diabetes Care: Hemoglobin A1c Poor Control (>9.0%) measure addresses the prevalent condition of diabetes and facilitates state efforts to drive quality improvement on the risk factor of poor HbA1c control.

<sup>j</sup> The Annual HIV Medical Visit measure was replaced by the HIV Viral Load Suppression measure beginning with the 2014 Adult Core Set. The Annual HIV Medical Visit measure lost NQF endorsement after the 2013 Adult Core Set was published. The HIV Viral Load Suppression measure is a regularly collected clinical indicator that is predictive of overall outcomes.

<sup>k</sup> The Asthma Medication Ratio: Ages 19 to 64 measure was added to the 2018 Adult Core Set and aligns with changes made to the 2018 Child Core Set.

<sup>l</sup> The Annual Monitoring for Patients on Persistent Medications measure was retired from the 2020 Adult Core Set because it was retired by the measure steward.

<sup>m</sup> The age group for the Follow-Up After Hospitalization for Mental Illness measure changed from age 21 and older to age 18 and older for the 2019 Adult Core Set.

<sup>n</sup> Two measures focused on quality of care for adults with substance use disorders and/or mental health disorders were added to the 2016 Adult Core Set: (1) Diabetes Screening for People With Schizophrenia or Bipolar Disorder Who Are Using Antipsychotic Medications focuses on the identification of cardiovascular disease, a leading cause of morbidity and mortality in this population; and (2) Use of Opioids at High Dosage in Persons Without Cancer is a measure of potential overuse that addresses the epidemic of narcotic morbidity and mortality.

Exhibit A.4 (continued)

- <sup>o</sup> The Diabetes Care for People with Serious Mental Illness: Hemoglobin A1c (HbA1c) Poor Control (>9.0%) measure was added to the 2017 Adult Core Set because it addresses chronic disease management for people with serious mental illness and assesses integration of medical and behavioral services by reinforcing shared accountability and linkage of medical and behavioral healthcare services.
- <sup>p</sup> The Concurrent Use of Opioids and Benzodiazepines measure was added to the 2018 Adult Core Set because it addresses early opioid use and polypharmacy.
- <sup>q</sup> The Use of Pharmacotherapy for Opioid Use Disorder measure was added to the 2020 Adult Core Set to fill a gap in the Core Sets by tracking the appropriate treatment of opioid use disorders and improving the understanding of the quality of care for substance use disorders.
- <sup>r</sup> The Follow-Up After Emergency Department Visit for Mental Illness or Alcohol and Other Drug Abuse or Dependence (FUA/FUM-AD) measure was added to the 2017 Adult Core Set because it addresses priority areas of access and follow-up of care for adults with mental health or substance use disorders. In the 2017 and 2018 Adult Core Sets, this was included as a single measure (FUA/FUM-AD). For the 2019 Adult Core Set, Follow-Up After Emergency Department Visit for Alcohol and Other Drug Abuse or Dependence (FUA-AD) and Follow-Up After Emergency Department Visit for Mental Illness (FUM-AD) are included as two separate measures. For the 2020 Adult Core Set, these two measures have separate NQF numbers (previously they were both endorsed under 2605).
- <sup>s</sup> The Adult Core Set includes the NCQA version of the Adherence to Antipsychotic Medications for Individuals with Schizophrenia measure, which is adapted from the CMS measure (NQF #1879).
- <sup>t</sup> The Timely Transmission of Transition Record measure was retired from the 2017 Adult Core Set due to the low number of states reporting this measure, a decrease in the number of states reporting over time, and the challenges states reported in collecting it.
- <sup>u</sup> AHRQ is the measure steward for the survey instrument in the Adult Core Set (NQF #0006) and NCQA is the developer of the survey administration protocol.
- <sup>v</sup> The National Core Indicators Survey was added to the 2020 Adult Core Set to fill a gap in the Core Sets related to long-term services and supports, including home and community-based services.

**Appendix B:  
Measures Suggested for Review at the  
2023 Child and Adult Core Set Annual Review, by Domain**

**Exhibit B.1. Measures Suggested for Review at the 2023 Child and Adult Core Set Annual Review, by Domain**

Suggested for Removal or Addition	Domain and Measure Name	Measure Steward	NQF #	Data Collection Method
<b>Primary Care Access and Preventive Care</b>				
Removal	Flu Vaccinations for Adults Ages 18-64 (FVA-AD)	NCQA	0039 <sup>a</sup>	Survey
Removal	Screening for Depression and Follow-Up Plan: Ages 12 to 17 (CDF-CH) and Age 18 and Older (CDF-AD)	CMS	0418/0418e <sup>a</sup>	Administrative or EHR
Addition	Adult Immunization Status	NCQA	3620	ECDS <sup>b</sup>
Addition	Depression Screening and Follow-Up for Adolescents and Adults	NCQA	NA	ECDS <sup>b</sup>
Addition	Lead Screening in Children	NCQA	NA	Administrative or hybrid
Addition	Adults' Access to Preventive/Ambulatory Health Services	NCQA	NA	Administrative
<b>Care of Acute and Chronic Conditions</b>				
Removal	HIV Viral Load Suppression (HVL-AD)	HRSA	2082/3210e	Administrative or EHR
Addition	Avoidance of Antibiotic Treatment for Acute Bronchitis/Bronchiolitis (Ages 3 Months–17 Years) (Note: This measure was added to the 2022 Adult Core Set; this measure is being suggested for addition to the 2023 Child Core Set.)	NCQA	0058	Administrative
Addition	Eye Exam for Patients With Diabetes (Note: This measure was part of Comprehensive Diabetes Care and is now a standalone measure.)	NCQA	0055	Administrative, hybrid, EHR
Addition	Blood Pressure Control for Patients With Diabetes (Note: This measure was part of Comprehensive Diabetes Care and is now a standalone measure.)	NCQA	0061	Administrative, hybrid, EHR
Addition	Kidney Health Evaluation for Patients With Diabetes (Note: This measure was part of Comprehensive Diabetes Care and is now a standalone measure that replaces Medical Attention for Nephropathy.)	NCQA	NA	Administrative
Addition	Statin Therapy for the Prevention and Treatment of Cardiovascular Disease	CMS	NA	EHR or clinical registry

Exhibit B.1 (continued)

Suggested for Removal or Addition	Domain and Measure Name	Measure Steward	NQF #	Data Collection Method
Addition Note: This measure was not discussed because it is already in the Adult Core Set.	Hemoglobin A1c Control for Patients With Diabetes (Note: This measure incorporates Comprehensive Diabetes Care: Hemoglobin A1c (HbA1c) Poor Control (>9.0%), which is already in the Adult Core Set.)	NCQA	0575/0059	Administrative, hybrid, EHR
<b>Behavioral Health Care</b>				
Removal	Medical Assistance with Smoking and Tobacco Use Cessation (MSC-AD)	NCQA	0027 <sup>a</sup>	Survey
Removal	Diabetes Care for People With Serious Mental Illness: Hemoglobin A1c (HbA1c) Poor Control (>9.0%) (HPCMI-AD)	NCQA	2607	Administrative or hybrid
Removal	Use of Opioids at High Dosage in Persons Without Cancer (OHD-AD)	PQA	2940	Administrative
Removal	Concurrent Use of Opioids and Benzodiazepines (COB-AD)	PQA	3389	Administrative
<b>Long-Term Services and Supports</b>				
Addition	Long-Term Services and Supports: Shared Care Plan with Primary Care Physician	NCQA	NA	Case management record review
Addition	Long-Term Services and Supports: Successful Transition After Long-Term Institutional Stay	CMS	NA	Administrative
Addition	National Core Indicators for Aging and Disabilities (NCI-AD) Adult Consumer Survey	ADvancing States and HSRI	NA	Survey
Addition Note: This measure was not discussed because the measure was recommended by the Workgroup previously and CMCS deferred a decision.	Long-Term Services and Supports: Comprehensive Care Plan and Update	NCQA	NA	Case management record review
Addition Note: This measure was not discussed because it does not meet minimum technical feasibility criteria.	Long-Term Services and Supports Expenditures on Home & Community-Based Services	CMS	NA	Administrative

Exhibit B.1 (continued)

Suggested for Removal or Addition	Domain and Measure Name	Measure Steward	NQF #	Data Collection Method
<b>Other</b>				
Addition Note: These measures were not discussed because they do not meet minimum technical feasibility criteria.	Drivers of Health Screening Rate and Screen Positive Rate 1. Drivers of Health Screening Rate for Medicaid Managed Care Organizations and Provider-Led Accountable Entities (Child and Adult) 2. Drivers of Health Screening Rate for Providers (Child and Adult) 3. Drivers of Health Screen Positive Rate for Medicaid Managed Care Organizations and Provider-Led Accountable Entities (Child and Adult) 4. Drivers of Health Screen Positive Rate for Providers (Child and Adult)	Manatt	NA	Other

Notes: Data collection methods are current as of March 2022. The methods may change as measures undergo specification updates and maintenance. Measures specified for administrative data collection may use code sets that may not be available for state-level reporting, such as LOINC, SNOMED, or CPT-II codes. More information is available in the measure specifications.

<sup>a</sup> Measure is no longer endorsed.

<sup>b</sup> The ECDS data collection method includes data from administrative claims, electronic health records, case management systems, and health information exchanges/clinical registries. More information about ECDS is available at <https://www.ncqa.org/hedis/the-future-of-hedis/hedis-electronic-clinical-data-system-ecds-reporting/>.

CHIP = Children’s Health Insurance Program; CMCS = Center for Medicaid and CHIP Services; CMS = Centers for Medicare & Medicaid Services; ECDS = Electronic Clinical Data System; EHR = Electronic Health Record; HRSA = Health Resources & Services Administration; HSRI = Human Services Research Institute; NA = Measure is not NQF endorsed; NCQA = National Committee for Quality Assurance; NQF = National Quality Forum; PQA = Pharmacy Quality Alliance.

**Appendix C:  
Summary of 2023 Child and Adult Core Set  
Annual Review Workgroup Discussion of Measures  
Not Recommended for Removal or Addition**



This appendix summarizes the discussion of measures considered by the Workgroup and not recommended for removal from or addition to the 2023 Child and Adult Core Sets. The discussion took place during the Workgroup meeting from April 5 to April 7, 2022. The summary is organized by domain. [Exhibit C.1](#) at the end of this appendix includes the measure name, measure steward, National Quality Forum (NQF) number (if endorsed), measure description, data collection method, and key points of discussion about the measures discussed and not recommended for removal or addition.

## Behavioral Health Care

The Workgroup discussed but did not recommend removal of four behavioral health measures from the Adult Core Set. The *Medical Assistance with Smoking and Tobacco Use Cessation* (MSC-AD) measure assesses components of medical assistance with smoking and tobacco use cessation: (1) advising smokers and tobacco users to quit, (2) discussing cessation medications, and (3) discussing cessation strategies. The measure is calculated based on data collected through the Consumer Assessment of Healthcare Providers & Systems (CAHPS) Health Plan Survey. The Workgroup member who suggested this measure for removal from the Adult Core Set noted that states report considerable challenges in collecting the data for the measure, including low response rates, administrative burden, and financial constraints. They added that, with mandatory reporting of all behavioral health measures in the Adult Core Set beginning in federal fiscal year (FFY) 2024, states will be required to report the measure each year. Finally, the Workgroup member noted that the number of states reporting MSC-AD for FFY 2020 (28 states) is lower than the number of states reporting for most other measures.<sup>46</sup>

During the discussion, the Workgroup considered the tension between the importance of measuring smoking cessation interventions and the existing measure's limitations and administrative burden. Workgroup members underscored the prevalence of smoking, end-stage lung disease, and end-stage heart failure in the Medicaid population (especially the behavioral health population) and highlighted the importance of measuring tobacco use cessation. They also commented on the significant health impact of smoking and the strength of the Medicaid-public health partnership. Several Workgroup members (including the Centers for Disease Control and Prevention [CDC] liaison) expressed concern about creating a gap by removing MSC-AD without a replacement, as it is the only tobacco cessation measure in the Adult Core Set. One public commentor from the American Lung Association also supported retention of MSC-AD, adding that individuals with behavioral health and substance use disorders smoke at higher rates than the general population.

However, several Workgroup members noted the limitations of MSC-AD for driving improvement. One Workgroup member noted that the measure determines only whether a discussion took place, and not whether the discussion followed a standardized, evidence-based

---

<sup>46</sup> Another state reported the measure, but data were suppressed due to small cell sizes.

protocol. Two other Workgroup members raised concerns about the actionability and representativeness of the CAHPS survey data. Another suggested that removing the measure would not have any detrimental impacts on patient care because the medical community would still screen for tobacco use and conduct cessation activities.

Acknowledging these challenges, some Workgroup members suggested retaining the measure in the Adult Core Set while considering alternatives. For example, two Workgroup members discussed using the Behavioral Risk Factor Surveillance System (BRFSS) to collect information on smoking cessation. However, some states do not collect information on health insurance status through BRFSS, which is required for state-level Core Set reporting. Another Workgroup member suggested that switching to BRFSS would create an additional workflow and burden on states, given that they already collect CAHPS data for the Core Sets. Finally, two Workgroup members suggested that the Workgroup should consider replacing MSC-AD in the future with NQF #0028: *Preventive Care and Screening: Tobacco Use: Screening and Cessation Intervention*, which would align with other federal programs.

*Diabetes Care for People With Serious Mental Illness: Hemoglobin A1c Poor Control (>9.0%)* (HPCMI-AD) measures the percentage of beneficiaries ages 18 to 75 years with a serious mental illness and diabetes (type 1 and type 2) who had hemoglobin A1c (HbA1c) in poor control (> 9.0%). Two Workgroup members suggested this measure for removal, citing that only seven states publicly reported the measure for FFY 2020 and that states reported significant challenges in accessing the data needed to calculate the measure.

During the discussion, several Workgroup members discussed challenges states face in reporting the measure and expressed concern about mandatory reporting of the measure beginning in FFY 2024. One Workgroup member, in favor of removing the measure, noted that their state has been unable to report HPCMI-AD because of the need for chart review to obtain the required elements; they reminded the Workgroup that some states have more limited data collection capabilities than others. Another Workgroup member asked Mathematica if CMCS was continuing to explore the potential of using electronic health records (EHR) through a Health Information Exchange (HIE) to calculate the measure (as mentioned during a previous Core Set Review Workgroup meeting). Mathematica responded that CMCS's efforts have not yet been fruitful. A Workgroup member from a state Medicaid program reported that they stratify *Comprehensive Diabetes Care: Hemoglobin A1c (HbA1c) Poor Control (>9.0%)* (HPC-AD) to look at the measure among the population with serious mental illness. Mathematica reminded the Workgroup that HPC-AD is not currently specified for stratification and that the Workgroup should consider the measure as currently specified.

One Workgroup member expressed support for retaining HPCMI-AD in the Core Set, emphasizing that individuals with serious mental illness are at a higher risk for morbidity and mortality. They described their state's experience in moving toward integrated care and leveraging its HIE to improve data collection. They encouraged the Workgroup to retain the measure because it addresses critical health disparities and supports integration.

The Workgroup considered the removal of two opioid-related measures from this domain: the *Use of Opioids at High Dosage in Persons Without Cancer* (OHD-AD), which assesses the percentage of beneficiaries age 18 years and older who receive prescriptions for opioids with an average daily dosage greater than or equal to 90 morphine milligram equivalents, over a period of 90 days or more; and *Concurrent Use of Opioids and Benzodiazepines* (COB-AD), which measures the percentage of beneficiaries age 18 years and older with concurrent use of prescription opioids and benzodiazepines. The Workgroup member who suggested OHD-AD for removal noted that the measure may not be leading to improvements in quality of care and outcomes and that the opioid epidemic is no longer driven by prescription opioids. The Workgroup member who suggested COB-AD for removal was concerned that the actions providers take to try to improve performance on the measure may put patients at risk, such as discontinuing or tapering medications or being hesitant to serve chronic opioid users, all of which can lead to adverse patient outcomes.

During the discussion, Workgroup members expressed concern about removing both measures, citing rising rates of opioid overdoses and deaths during the COVID-19 pandemic. Three Workgroup members stressed that the measures are not intended to capture opioid abuse, but rather measure appropriate pain management and integration between pharmacies and providers. Moreover, one Workgroup member suggested that the OHD-AD measure should be shifted from the Behavioral Health Care domain to the Care of Acute and Chronic Conditions domain, given its focus on appropriate prescribing for physical health conditions. One Workgroup member added that, despite the possibility that some providers could unnecessarily taper medications for patients, far more patients will be protected from high-risk dosages. A Workgroup member reminded the Workgroup that the Behavioral Health Care domain encompasses a third of the total measures in the Adult Core Set, with four measures focused on opioids, and encouraged the Workgroup to prioritize actionable measures.

## Primary Care Access and Preventive Care

The Workgroup discussed but did not recommend the addition of *Adults' Access to Preventive/Ambulatory Health Services*, which measures the percentage of members age 20 years and older who had an ambulatory or preventive care visit during the measurement year. The Workgroup member who suggested the measure for addition to the Core Sets noted that wellness visits can reduce emergency department visits, providing individuals with an opportunity to receive preventive services and counseling on topics such as diet and exercise while helping them address acute issues or manage chronic conditions. They also noted that the measure has room for improvement and that states can influence improvement by using levers such as managed care organization contracts.

During the discussion, Workgroup members focused on the scope of the measure. One Workgroup member said that the measure was very broad, describing it as a “low bar” that lacks a precise focus on primary care and questioning whether it was a quality measure versus a measure of access to care. Another Workgroup member agreed about the measure’s breadth,

suggesting that the measure could capture services that are not truly preventive. They also noted that, in terms of health outcomes, the value of routine visits for younger people without chronic conditions is questionable. The Workgroup member also questioned the measure’s emphasis on a practitioner visit, contending that there are potentially other innovative ways to approach health, health literacy, and prevention of chronic conditions for this population. A Workgroup member also pointed to different measure specifications for commercially insured beneficiaries versus the Medicaid population, making it difficult to compare performance across payers to assess whether Medicaid beneficiaries have equitable access to care.

## Long-Term Services and Supports

The Workgroup discussed but did not recommend three measures for addition to the LTSS domain. *Long-Term Services and Supports: Shared Care Plan with Primary Care Physician* assesses the percentage of LTSS organization members with a care plan that was transmitted to their primary care provider or other documented medical care practitioner identified with the plan member within 30 days of plan development. The measure is based on a review of LTSS case management records drawn from a sample of the eligible population. The Workgroup member who suggested the measure for addition indicated that, because approximately 30 percent of Medicaid spending goes to LTSS, tracking compliance in assessing care plan goals will improve the national quality of health care. They also noted that monitoring the elements of the care plan and sharing the plan with the primary care provider supports continuity of care.<sup>47</sup>

During the discussion, one Workgroup member commented that the measure plays an important part in continuity of care by going beyond the medical aspects of care and helping physicians understand the needs and goals of their patients. Another Workgroup member noted that the measure emphasizes the importance of all those involved in the planning process for an individual’s care. One Workgroup member pointed out that the measure supports the National Committee for Quality Assurance’s (NCQA) LTSS Distinction accreditation program and that the addition of the measure to the Core Set would support plans with the accreditation process.

One Workgroup member expressed concern that the measure may be “rudimentary” and not ready for inclusion in the Core Sets because it counts only transmission of the care plan, not whether the primary care physician acknowledged or reviewed it once received. Another Workgroup member agreed that the measure was rudimentary, but they believed that it provided a start in thinking about care coordination in the often-fragmented environment in which people use HCBS. A Workgroup member asked how the measure can be used to assess the care planning process, including whether the care plan was prescriptive or patient- and family-driven.

---

<sup>47</sup> The Workgroup member who suggested this measure had also suggested the Long-Term Services and Supports: Comprehensive Care Plan and Update measure as a companion. The Workgroup did not discuss the latter measure because it previously recommended the measure for addition during the 2022 Child and Adult Core Set Annual Review. CMS is deferring a decision on the measure to support measure alignment with other CMS initiatives. CMS is in the process of finalizing a set of quality measures for Home and Community Based Services. More information is available at <https://www.medicaid.gov/federal-policy-guidance/downloads/cib121021.pdf>.

The measure steward, NCQA, responded that the measure includes two rates: the first looks at the care planning elements that NCQA believes should be documented for all LTSS members; the second assesses whether supplemental elements were documented, which can assess individualized patient preferences and goals. Noting the complexity of needs in the LTSS population, a Workgroup member asked whether the measure would necessitate continual transmission of a care plan upon each update. NCQA responded that the measure currently looks at whether the care plan was transmitted within 30 days of development or within 30 days of an annual plan update.

Workgroup members also discussed the measure's technical specifications. A Workgroup member from a state Medicaid program expressed concern about the resource requirements for collecting the measure, noting that the measure requires case management record review. Another Workgroup member noted that the measure currently includes a sample of 96 members and commented that the results would not be representative of a state their size. They further questioned how states would approach sampling across a large Medicaid program. In response to a question from another Workgroup member, the measure steward, NCQA, said that they are planning to revisit the sample size and potentially increase it to its previous size of 411. In response to another question from a Workgroup member about current performance on the measure and opportunity for improvement, NCQA responded that average performance was 60 percent for measurement year 2020.

One Workgroup member asked about the experience of stratifying the measure by race, ethnicity, and language. Another Workgroup member responded that, based on their experience, if a member could be identified by an internal subscriber identification number, then stratification should be possible because the care plan is housed within a comprehensive case management system.

The *LTSS: Successful Transition After Long-Term Institutional Stay* measure (also known as MLTSS-8) calculates the proportion of long-term institutional facility stays, defined as stays of 101 days or more, among Medicaid Managed Long Term Services and Supports (MLTSS) plan members age 18 years and older that result in a successful transition to the community (a successful transition is defined as community residence for 60 or more days). The measure steward, Centers for Medicare & Medicaid Services (CMS), is currently updating the managed care version of the measure and also respecifying the measure for Medicaid fee-for-service LTSS participants, with updates scheduled for completion in 2022. The Workgroup member who suggested the measure for addition noted that individuals receiving HCBS are less likely to have emergency department visits, injuries, and instances of abuse and neglect when they receive appropriate community supports. In addition, the Workgroup member indicated three benefits of the measure: it can be trended over time, it lends itself to comparisons of performance across managed care plans and states, and payers and providers can directly influence improvement on the measure by collaborating on transition incentive programs and alternative payment arrangements.

During the discussion, a Workgroup member described MLTSS-8 as vitally important because it gives individuals the ability to reside in the least restrictive setting of their choice. They also said that the measure supports community integration, potentially reducing Medicaid spending. Another Workgroup member agreed, stating that the measure “embodies the values of rebalancing” and may prevent long-term stays in nursing facilities. In response to a question about whether the measure was limited to states with MLTSS plans, the measure steward noted that they are respecifying the measure for fee-for-service LTSS delivery systems and that testing and development of the fee-for-service version will be completed this year.

The *National Core Indicators for Aging and Disabilities (NCI-AD) Adult Consumer Survey* is a voluntary effort by state Medicaid, Aging, and Disability agencies to measure and track the performance of LTSS programs. The data source is an in-person survey, and the survey’s sampling frame includes adults age 65 years and older or adults age 18 years and older with a physical disability, who receive LTSS at least two to three times a week. When suggesting the measure for addition to the Core Sets, a Workgroup member indicated that adding the NCI-AD survey would close the gap associated with the lack of measures focused on older adults and people with disabilities. They stated that the survey provides information on LTSS outcomes, beneficiary experience, and quality-of-life measures that extend beyond service provision.

During the discussion, a Workgroup member from a state Medicaid agency described the NCI-AD as a strong outcomes-based tool, similar to the *National Core Indicators Survey (NCIDDS-AD)* for individuals with intellectual and developmental disabilities (IDD), which was added to the 2020 Adult Core Set. They noted that administering the NCI-AD survey along with the NCI survey provides their state with a holistic view of their entire HCBS program. They also reported that their state sometimes surveys at various levels, such as managed care plans or programs. Another Workgroup member concurred that the survey allows states to understand and improve their members’ experience of care and noted that NCI-AD augments the process-oriented care measures developed through administrative data sources. One Workgroup member asked if the measure is intended to be reported annually and about the implications for Core Set reporting. The measure steward indicated that states determine the frequency of the survey, with some states administering it every year and others alternating between NCI-AD and NCI. Mathematica said that, like other Core Set measures, the threshold for public reporting of 25 states would apply to NCI-AD if the measure is added to the Core Sets.

During the public comment period, several individuals spoke in support of adding NCI-AD to the Core Sets. One commented that it is outcome-based and can be used across all HCBS programs, Programs for All-Inclusive Care for the Elderly (PACE), and non-Medicaid programs funded by the Older Americans Act and would fill a gap in LTSS measures discussed by the Workgroup in previous years. Another noted that older adults and people with disabilities represent the largest number of LTSS users and that NCI-AD reports outcomes from the perspective of the people receiving LTSS. They also noted that NCI-AD can be used to understand disparities by race, ethnicity, disability types, gender, and other characteristics that can affect service users’ experience. They acknowledged that it is not a small undertaking but is

important for understanding the quality of services and experiences across several domains. Another individual commented that state participation in NCI-AD has been increasing and that 19 states are fully participating in the current cycle. They also noted that, starting in 2022, the survey is offered in person, by phone, and by video.<sup>48</sup>

## Care of Acute and Chronic Conditions

The Workgroup discussed but did not recommend removal of one measure and addition of four measures related to Care of Acute and Chronic Conditions. The *HIV Viral Load Suppression* (HVL-AD) measure assesses the percentage of beneficiaries age 18 years and older with a diagnosis of Human Immunodeficiency Virus (HIV) with an HIV viral load less than 200 copies/mL at last HIV viral load test during the measurement year. The Workgroup member who suggested removal of the measure from the Adult Core Set cited that, although the measure has been in the Core Set since 2014, only nine states reported the measure for FFY 2020. States have noted challenges in obtaining the data needed to calculate the measure, including lack of LOINC codes and restrictions on data sharing because of privacy laws. To address such challenges, the measure steward, the Health Resources Services Administration (HRSA), recently launched a four-year technical assistance initiative to increase state capacity to collect high quality data and report the measure.

During the discussion, Workgroup members voiced strong support for keeping HVL-AD in the Core Set, stressing the importance of addressing viral load among the Medicaid population and lauding the measure as a “gold standard” outcome measure toward which Core Set measures should be moving. Even so, several Workgroup members acknowledged the difficulties with collecting data for the measure, and one Workgroup member voiced concern about the potential for small sample sizes. Workgroup members from several state Medicaid programs reported their states’ challenges and progress in collecting the data needed to calculate the measure, including collaborating with their public health departments, participating in learning collaboratives, and working with the HRSA initiative. They noted that, because the measure will not be subject to mandatory reporting beginning in 2024, states can continue to build their capacity for reporting the measure. In the meantime, one Workgroup member suggested that states explore other opportunities to assess the care provided to the population living with HIV, such as using claims-based data to look at receipt of blood tests and medications.

The CDC federal liaison expressed CDC’s support for the measure, noting that the U.S. Department of Health and Human Services (HHS) recently launched Ending the HIV Epidemic in the U.S. (EHE), a 10-year initiative that aims to reduce new HIV infections in the United States to fewer than 3,000 per year by 2030. Increasing the percentage of people with HIV who are virally suppressed is a core indicator of progress under the EHE initiative. During the public comment period, representatives from the National Alliance of State and Territorial AIDS

---

<sup>48</sup> Public comments submitted on the *National Core Indicators for Aging and Disabilities* (NCI-AD) *Adult Consumer Survey* measure can be found in Appendix D.

Directors (NASTAD) and HRSA, the measure steward, also voiced support for the measure, highlighting the work NASTAD and HRSA are doing to help states report the measure and their plans for sharing lessons from these efforts.<sup>49</sup>

The Workgroup discussed three diabetes measures suggested but not recommended for addition to the Core Sets: *Eye Exam for Patients with Diabetes*, *Blood Pressure Control for Patients with Diabetes*, and *Kidney Health Evaluation for Patients with Diabetes*. *Eye Exam for Patients with Diabetes* measures the percentage of members ages 18 to 75 years with diabetes (types 1 and 2) who had a retinal eye exam. *Blood Pressure Control for Patients with Diabetes* measures the percentage of members ages 18 to 75 years with diabetes (types 1 and 2) whose blood pressure was adequately controlled (<140/90 mm Hg) during the measurement year. *Kidney Health Evaluation for Patients with Diabetes* assesses the percentage of members ages 18 to 85 years with diabetes (types 1 and 2) who received a kidney health evaluation, defined by receiving both an estimated glomerular filtration rate and a urine albumin-creatinine ratio during the measurement year. The eye exam and blood pressure control measures were previously part of the Healthcare Effectiveness Data and Information Set (HEDIS) Comprehensive Diabetes Care measure; the kidney measure is new and replaces the Medical Attention for Nephropathy indicator. A Workgroup member suggested these measures for addition to the Core Sets because they provide an overall view of the management of diabetes, a common chronic condition among the Medicaid population.

During the discussion, Workgroup members recognized the burden of diabetes among the Medicaid population, the importance of careful management of the condition, and the opportunities for improving performance in this area. However, they noted that the Adult Core Set already includes several diabetes-focused measures and questioned whether the suggested measures capture additional information. One Workgroup member noted that, among the three suggested diabetes measures, they would consider the *Eye Exam for Patients with Diabetes* measure because it is included in other programs; in addition, it is a disparities-sensitive measure and requires effective coordination to ensure appropriate care delivery. One Workgroup member asked the measure steward, NCQA, why the measures were disaggregated from the HEDIS Comprehensive Diabetes Care measure into three standalone measures. NCQA responded that separate measures allow NCQA to maintain each measure over time, keeping them in alignment with their use in different programs. In addition, NQF endorses each measure individually.

The *Statin Therapy for the Prevention and Treatment of Cardiovascular Disease* measure assesses the percentage of patients at high risk of cardiovascular events who were prescribed or were on statin therapy during the measurement year. The measure looks at three populations: (1) all patients who were previously diagnosed with or currently have an active diagnosis of clinical atherosclerotic cardiovascular disease (ASCVD), including an ASCVD procedure; (2) patients age 20 years and older who have ever had a low-density lipoprotein cholesterol level at or above

---

<sup>49</sup> Public comments submitted on the *HIV Viral Load Suppression* (HVL-AD) measure can be found in Appendix D.



190 mg/dL or were previously diagnosed with or currently have an active diagnosis of familial hypercholesterolemia; or (3) patients age 40 to 75 years with a diagnosis of diabetes. A Workgroup member suggested the measure for addition because statins are an effective and accessible strategy for cardiovascular disease risk reduction. Furthermore, several quality reporting initiatives, including the Merit-based Incentive Payment System (MIPS) and Million Hearts, use the measure.

During the discussion, Workgroup members acknowledged the importance of statins as a medical intervention for cardiovascular disease and the value of a measure focused on cardiovascular disease. They also appreciated that the measure looked broadly across three populations. The CDC liaison supported adding the measure to the Core Sets, reiterating that cardiovascular disease and stroke are the leading causes of death in the United States and that statins are an effective way to address such conditions. They stated that the measure has undergone improvement over time and is included in several quality reporting programs.

One Workgroup member expressed hesitation about adding a medication management measure to the Core Sets in place of an outcome measure focused on cardiovascular disease. Another Workgroup member expressed concern that the measure requires EHR or clinical registries, noting that this data collection methodology would impose additional administrative burden on clinicians and states.

A representative of the measure steward responded to questions from two Workgroup members. They indicated that the measure was updated to align with the 2019 American Heart Association and American College of Cardiology guidelines and that CMS updates the measure annually. They also confirmed that the measure is included in MIPS but noted that data are collected differently in Medicare than in Medicaid.

**Exhibit C.1. Measures Discussed by the 2023 Child and Adult Core Set Annual Review Workgroup and Not Recommended for Removal or Addition, by Domain**

Measure Name and Measure Steward	NQF #	Measure Description and Data Collection Method	Key Workgroup Discussion Points
<b>Behavioral Health Care</b>			
<b>Measures discussed and not recommended for removal from the 2022 Adult Core Set</b>			
<p><i>Medical Assistance with Smoking and Tobacco Use Cessation (MSC-AD)</i> Measure steward: NCQA</p>	<p>0027 (no longer endorsed)</p>	<p>The three components of this measure assess different facets of providing medical assistance with smoking and tobacco use cessation:</p> <ol style="list-style-type: none"> <li>1. A rolling average represents the percentage of beneficiaries age 18 and older who were current smokers or tobacco users and who received advice to quit during the measurement year.</li> <li>2. A rolling average represents the percentage of beneficiaries age 18 and older who were current smokers or tobacco users and who discussed or were recommended cessation medications during the measurement year.</li> <li>3. A rolling average represents the percentage of beneficiaries age 18 and older who were current smokers or tobacco users and who discussed or were provided cessation methods or strategies during the measurement year.</li> </ol> <p>Data collection method: Survey (CAHPS 5.0H/5.1H Adult Medicaid Survey)</p>	<ul style="list-style-type: none"> <li>• Suggested for removal because states reported considerable challenges with data collection, including low response rates on the CAHPS survey, administrative burden, and financial constraints; concerns about mandatory reporting beginning in FFY 2024; and a lower number of states reporting MSC-AD than most other Core Set measures</li> <li>• Support for retaining the measure given the burden of smoking in the Medicaid population and concern about removing the measure without a replacement measure</li> <li>• Discussion of the potential of alternate data sources and measures in the future, including use of BRFSS and NQF #0028: <i>Preventive Care and Screening: Tobacco Use: Screening and Cessation Intervention</i></li> <li>• Concerns about use of BRFSS instead of CAHPS given lack of a Medicaid and CHIP indicator in BRFSS in some states and creation of a separate workflow when CAHPS workflow is already established</li> </ul>

Exhibit C.1 (continued)

Measure Name and Measure Steward	NQF #	Measure Description and Data Collection Method	Key Workgroup Discussion Points
<p><i>Diabetes Care for People With Serious Mental Illness: Hemoglobin A1c Poor Control (&gt;9.0%) (HPCMI-AD)</i> Measure steward: NCQA</p>	2607	<p>The percentage of beneficiaries ages 18 to 75 with a serious mental illness and diabetes (type 1 and type 2) who had hemoglobin A1c (HbA1c) in poor control (&gt; 9.0%). Note: A lower rate indicates better performance. Data collection method: Administrative or hybrid</p>	<ul style="list-style-type: none"> <li>• Suggested for removal because only seven states reported the measure for FFY 2020, and states reported challenges with accessing data</li> <li>• Discussion around reporting challenges, including the need for chart review to obtain required elements, lack of progress using HIE data, and concerns with readiness for mandatory reporting beginning in FFY 2024</li> <li>• Support to retain the measure because of the higher risk for morbidity and mortality among individuals with diabetes and serious mental illness, the measure addresses health disparities, and it supports care integration</li> <li>• Suggestion to consider whether the HPC-AD measure could be modified to stratify for people with serious mental illness</li> </ul>
<p><i>Use of Opioids at High Dosage in Persons Without Cancer (OHD-AD)</i> Measure steward: Pharmacy Quality Alliance (PQA)</p>	2940	<p>The percentage of beneficiaries age 18 and older who received prescriptions for opioids with an average daily dosage greater than or equal to 90 morphine milligram equivalents over a period of 90 days or more. Beneficiaries with a cancer diagnosis, sickle cell disease diagnosis, or in hospice or palliative care are excluded. Data collection method: Administrative</p>	<ul style="list-style-type: none"> <li>• Suggested for removal because the measure may not be driving improvements in quality of care and outcomes, and that the opioid epidemic is no longer driven by prescription opioids</li> <li>• Comment that a third of the measures in the Adult Core Set fall under Behavioral Health Care, with four measures focused on opioids, and a suggestion to prioritize measures that are actionable</li> <li>• Hesitation to remove the measure because of rising rates of opioid overdoses and deaths during the COVID-19 pandemic</li> <li>• Discussion that OHD-AD measures appropriateness of pain management and integration between pharmacies and providers, rather than opioid abuse</li> <li>• Comment that although there may be some instances of physicians unnecessarily tapering patients' medications to improve performance on the measure, far more patients will be protected from high-risk dosages</li> </ul>

Exhibit C.1 (continued)

Measure Name and Measure Steward	NQF #	Measure Description and Data Collection Method	Key Workgroup Discussion Points
<p><i>Concurrent Use of Opioids and Benzodiazepines (COB-AD)</i> Measure steward: PQA</p>	3389	<p>The percentage of beneficiaries age 18 and older with concurrent use of prescription opioids and benzodiazepines. Beneficiaries with a cancer diagnosis, sickle cell disease diagnosis, or in hospice or palliative care are excluded. Data collection method: Administrative</p>	<ul style="list-style-type: none"> <li>• Suggested for removal because of concerns around the actions providers may take to improve performance on the measure that may put patients at risk, such as discontinuing or tapering medications, hesitation to serve chronic opioid users, and possible negative patient outcomes</li> <li>• Comment that a third of the measures in the Adult Core Set fall under Behavioral Health Care, with four measures focused on opioids, and a suggestion to prioritize measures that are actionable</li> <li>• Hesitation to remove the measure because of rising rates of opioid overdoses and deaths during the COVID-19 pandemic</li> <li>• Discussion that COB-AD measures appropriateness of pain management and integration between pharmacies and providers, rather than opioid abuse</li> </ul>
<b>Primary Care Access and Preventive Care</b>			
<b>Measure discussed and not recommended for addition to the 2023 Core Sets</b>			
<p><i>Adults' Access to Preventive/Ambulatory Health Services</i> Measure steward: NCQA</p>	Not endorsed	<p>The percentage of members 20 years and older who had an ambulatory or preventive care visit during the measurement year. Data collection method: Administrative</p>	<ul style="list-style-type: none"> <li>• Suggested for addition because wellness visits can reduce emergency department visits, provide an opportunity for preventive services and counseling (such as diet and exercise), address acute issues, and manage chronic conditions</li> <li>• Comment that the measure is broad and is a measure of access rather than quality</li> <li>• Concern that the measure lacks focus on primary care and could capture services that are not preventive care</li> <li>• Comment that the measure specifications differ between Medicaid and commercial payers, precluding assessment of equitable access between Medicaid beneficiaries and those who are commercially insured</li> </ul>

Exhibit C.1 (continued)

Measure Name and Measure Steward	NQF #	Measure Description and Data Collection Method	Key Workgroup Discussion Points
<b>Long-Term Services and Supports</b>			
<b>Measures discussed and not recommended for addition to the 2023 Core Sets</b>			
<p><i>Long-Term Services and Supports: Shared Care Plan with Primary Care Physician</i> Measure steward: NCQA</p>	<p>Not endorsed</p>	<p>The percentage of long-term services and supports (LTSS) organization members with a care plan that was transmitted to their primary care practitioner (PCP) or other documented medical care practitioner identified by the plan member within 30 days of its development. Data collection method: Case management record review</p>	<ul style="list-style-type: none"> <li>• Suggested for addition because monitoring and sharing the care plan supports continuity of care</li> <li>• Comment that the measure plays an important part in continuity of care because it goes beyond the medical aspects of care and helps physicians understand the needs and goals of their patients, including what is important to individual patients</li> <li>• Comment that the shared care plan emphasizes the importance of all those involved in the planning process for an individual's care</li> <li>• Concern that the measure counts only if the care plan has been shared, not if the PCP acknowledged or reviewed it once received</li> <li>• Concern about the resources required to collect the data (case management record review)</li> <li>• Concern about how larger state Medicaid programs would approach sampling and the representativeness of results with a sample of 96</li> </ul>
<p><i>LTSS: Successful Transition After Long-Term Institutional Stay (MLTSS-8)</i> Measure steward: Centers for Medicare &amp; Medicaid Services (CMS)</p>	<p>Not endorsed</p>	<p>The proportion of long-term (101 days or more) institutional facility stays among Medicaid Managed Long-Term Services and Supports (MLTSS) plan members aged 18 and older, which result in successful transitions to the community (community residence for 60 or more days). This measure is reported as an observed rate and a risk-adjusted rate. Data collection method: Administrative (claims only)</p>	<ul style="list-style-type: none"> <li>• Suggested because the measure prioritizes HCBS, which may be associated with fewer emergency department visits, injuries, and instances of abuse and neglect when given appropriate community supports; the measure can be trended over time, performance can be compared across managed care plans and states, and payers and providers can directly influence improvement</li> <li>• Comment that the measure supports individuals in living in the least restrictive setting of their choice and supports community integration</li> <li>• Comment that the measure may encourage prevention of long-term stays in nursing facilities</li> <li>• The measure steward (CMS) is currently updating the measure for MLTSS and respecifying the measure for fee-for-service delivery systems; testing and development are scheduled to be completed in 2022.</li> </ul>

Exhibit C.1 (continued)

Measure Name and Measure Steward	NQF #	Measure Description and Data Collection Method	Key Workgroup Discussion Points
<p><i>National Core Indicators for Aging and Disabilities (NCI-AD) Adult Consumer Survey</i></p> <p>Measure steward: ADvancing States and Human Services Research Institute (HSRI)</p>	<p>Not endorsed</p>	<p>NCI-AD is a voluntary effort by state Medicaid, aging, and disability agencies to measure and track the performance of their LTSS programs. The core indicators are standard measures used across states to assess the outcomes of publicly funded services provided to older adults and adults with physical disabilities. Indicators address 18 areas: (1) service coordination, (2) rights and respect, (3) community participation, (4) choice and control, (5) health care, (6) safety, (7) relationships, (8) satisfaction, (9) care coordination, (10) access to community, (11) access to needed equipment, (12) wellness, (13) medications, (14) self-direction, (15) work, (16) everyday living, (17) affordability, and (18) person-centered planning.</p> <p>Data collection method: In-person survey</p>	<ul style="list-style-type: none"> <li>• Suggested for addition to close a gap in the Core Sets around measures for older adults and people with disabilities, and would provide states with information on LTSS outcomes, beneficiary experience, and quality of life</li> <li>• Described as a strong outcomes-based tool</li> <li>• Comment that the measure allows states to understand their overall HCBS program and improve their members' experience of care</li> <li>• Some states choose to alternate with the NCI and administer this survey every other year, which may impact whether the measure meets the 25-state threshold for public reporting.</li> </ul>
<p><b>Care of Acute and Chronic Conditions</b></p>			
<p><b>Measure discussed and not recommended for removal from the 2022 Adult Core Set</b></p>			
<p><i>HIV Viral Load Suppression (HVL-AD)</i></p> <p>Measure steward: HRSA</p>	<p>2082/3210e</p>	<p>The percentage of beneficiaries age 18 and older with a diagnosis of Human Immunodeficiency Virus (HIV) who had a HIV viral load less than 200 copies/mL at last HIV viral load test during the measurement year.</p> <p>Data collection method: Administrative or EHR</p>	<ul style="list-style-type: none"> <li>• Suggested for removal because only nine states reported the measure for FFY 2020 and states faced challenges with accessing data</li> <li>• Comments acknowledging data challenges, including small sample sizes, lack of LOINC codes, and restrictions on data sharing because of privacy laws</li> <li>• Strong support for keeping the measure because it is a “gold-standard” outcome measure</li> <li>• Measure steward launched a technical assistance initiative to improve state capacity for reporting</li> <li>• Alignment with federal Ending the HIV Epidemic in the U.S. (EHE) 10-year initiative</li> </ul>

Exhibit C.1 (continued)

Measure Name and Measure Steward	NQF #	Measure Description and Data Collection Method	Key Workgroup Discussion Points
<b>Measures discussed and not recommended for addition to the 2023 Core Sets</b>			
<p><i>Eye Exam for Patients with Diabetes</i> Measure Steward: NCQA</p>	0055	<p>The percentage of members 18 to 75 years of age with diabetes (types 1 and 2) who had a retinal eye exam.</p> <p>Note: This measure was previously included as an indicator in the HEDIS Comprehensive Diabetes Care measure. Starting with HEDIS MY 2022 (which corresponds to the 2023 Core Set), this is a standalone HEDIS measure.</p> <p>Data collection method: Administrative, hybrid, or EHR</p>	<ul style="list-style-type: none"> <li>• Suggested as part of a suite of three measures for addition to the Core Sets because it provides an overall view of diabetes management in Medicaid</li> <li>• Recognition of the burden of diabetes among the Medicaid population, the importance of careful management of the condition, and the opportunities for improving performance</li> <li>• Comment that there are already several diabetes-focused measures in the Core Sets</li> <li>• Comment that the measure requires effective care coordination to ensure appropriate care delivery</li> <li>• Described as a disparities-sensitive measure that is included in other programs</li> </ul>
<p><i>Blood Pressure Control for Patients with Diabetes</i> Measure Steward: NCQA</p>	0061	<p>The percentage of members 18 to 75 years of age with diabetes (types 1 and 2) whose blood pressure (BP) was adequately controlled (&lt;140/90 mm Hg) during the measurement year.</p> <p>Note: This measure was previously included as an indicator in the HEDIS Comprehensive Diabetes Care measure. Starting with HEDIS MY 2022 (which corresponds to the 2023 Core Se), this is a standalone HEDIS measure.</p> <p>Data collection method: Administrative, hybrid, or EHR</p>	<ul style="list-style-type: none"> <li>• Suggested as part of a suite of three measures for addition to the Core Sets because it provides an overall view of diabetes management in Medicaid</li> <li>• Recognition of the burden of diabetes among the Medicaid population, the importance of careful management of the condition, and the opportunities for improving quality of care</li> <li>• Comment that there are already several diabetes-focused measures in the Core Sets</li> </ul>
<p><i>Kidney Health Evaluation for Patients with Diabetes</i> Measure Steward: NCQA</p>	Not endorsed	<p>The percentage of members 18 to 85 years of age with diabetes (types 1 and 2) who received a kidney health evaluation, defined by an estimated glomerular filtration rate and a urine albumin-creatinine ratio, during the measurement year.</p> <p>Data collection method: Administrative</p>	<ul style="list-style-type: none"> <li>• Suggested as part of a suite of three measures for addition to the Core Sets because it provides an overall view of diabetes management in Medicaid</li> <li>• Recognition of the burden of diabetes among the Medicaid population, the importance of careful management of the condition, and the opportunities for improving quality of care</li> <li>• Comment that there are already several diabetes-focused measures in the Core Sets</li> </ul>

Exhibit C.1 (continued)

Measure Name and Measure Steward	NQF #	Measure Description and Data Collection Method	Key Workgroup Discussion Points
<p><i>Statin Therapy for the Prevention and Treatment of Cardiovascular Disease</i> Measure Steward: CMS</p>	<p>Not endorsed</p>	<p>Percentage of the following patients—all considered at high risk of cardiovascular events—who were prescribed or were on statin therapy during the measurement period:</p> <ol style="list-style-type: none"> <li>1. Population 1: All patients who were previously diagnosed with or currently have an active diagnosis of clinical atherosclerotic cardiovascular disease (ASCVD), including an ASCVD procedure; OR</li> <li>2. Population 2: Patients age 20 years and older who have ever had a low-density lipoprotein cholesterol (LDL-C) level at or above 190 mg/dL or were previously diagnosed with or currently have an active diagnosis of familial hypercholesterolemia; OR</li> <li>3. Population 3: Patients ages 40 to 75 years with a diagnosis of diabetes</li> </ol> <p>Data collection method: EHR or clinical registry</p>	<ul style="list-style-type: none"> <li>• Suggested for addition because statins are an effective and accessible strategy for reducing cardiovascular disease risk and is used in several federal quality reporting initiatives</li> <li>• Hesitation to add a medication management measure rather than an outcome measure</li> <li>• Comment that reporting the measure would require access to EHRs or clinical registry data, and would add administrative burden to states and providers</li> <li>• Comment that the measure is included in other programs, but that Medicare and Medicaid data are collected differently</li> </ul>



**Appendix D:  
Public Comments on the Draft Report**

The draft report was available for public review and comment from July 1, 2022 through August 5, 2022 at 8 p.m. Eastern Time, and comments were submitted to Mathematica via email. Mathematica received a total of 13 public comments. Commenters included state agencies, professional associations, and other organizations. Mathematica appreciates the time and effort taken by commenters to prepare and submit their comments on the draft report.

Exhibit D.1 categorizes the public comments received on the draft report by the following topics: measures recommended for removal from or addition to the Core Sets, measures considered but not recommended for removal or addition, and other topics (health equity, digital measurement, mandatory reporting, and gap areas). Many comments addressed more than one topic, and commenters are listed under each applicable subject area. The verbatim public comments are included after the exhibit, organized in alphabetical order by the commenter's agency/organization name.

In summary, public comments were submitted on all three of the measures the Workgroup recommended for removal and the four measures recommended for addition. Comments were also received on one measure considered by the Workgroup but not recommended for removal from the Adult Core Set, and one measure considered by the Workgroup but not recommended for addition to the 2023 Core Sets. In addition, comments were received about the other topics discussed by the Workgroup, including health equity, digital measurement, mandatory reporting, and gap areas.

## Exhibit D.1. Summary of Public Comments by Topic and Commenter

Topic	Commenter
<b>Measure Recommended for Removal from the Child Core Set</b>	
<i>Screening for Depression and Follow-Up Plan: Ages 12 to 17 (CDF-CH)</i>	<ul style="list-style-type: none"> <li>• Association for Community Affiliated Plans</li> <li>• New England States Consortium Systems Organization - New England Medicaid Quality Collaborative Learning Community</li> <li>• Washington State Health Care Authority</li> </ul>
<b>Measures Recommended for Removal from the Adult Core Set</b>	
<i>Flu Vaccinations for Adults Ages 18 to 64 (FVA-AD)</i>	<ul style="list-style-type: none"> <li>• Adult Vaccine Access Coalition</li> <li>• Association for Community Affiliated Plans</li> <li>• GlaxoSmithKline</li> <li>• New England States Consortium Systems Organization - New England Medicaid Quality Collaborative Learning Community</li> </ul>
<i>Screening for Depression and Follow-Up Plan: Age 18 and Older (CDF-AD)</i>	<ul style="list-style-type: none"> <li>• Association for Community Affiliated Plans</li> <li>• New England States Consortium Systems Organization - New England Medicaid Quality Collaborative Learning Community</li> <li>• Washington State Health Care Authority</li> </ul>
<b>Measures Recommended for Addition to the 2023 Core Sets</b>	
<i>Adult Immunization Status</i>	<ul style="list-style-type: none"> <li>• Adult Vaccine Access Coalition</li> <li>• Arizona Health Care Cost Containment System</li> <li>• Association for Community Affiliated Plans</li> <li>• GlaxoSmithKline</li> <li>• New England States Consortium Systems Organization - New England Medicaid Quality Collaborative Learning Community</li> </ul>
<i>Depression Screening and Follow-Up for Adolescents and Adults</i>	<ul style="list-style-type: none"> <li>• Arizona Health Care Cost Containment System</li> <li>• Association for Community Affiliated Plans</li> <li>• New England States Consortium Systems Organization - New England Medicaid Quality Collaborative Learning Community</li> <li>• Washington State Health Care Authority</li> </ul>
<i>Lead Screening in Children</i>	<ul style="list-style-type: none"> <li>• Association for Community Affiliated Plans</li> <li>• New England States Consortium Systems Organization - New England Medicaid Quality Collaborative Learning Community</li> <li>• Washington State Health Care Authority</li> </ul>
<i>Avoidance of Antibiotic Treatment for Acute Bronchitis/Bronchiolitis</i>	<ul style="list-style-type: none"> <li>• Association for Community Affiliated Plans</li> <li>• New England States Consortium Systems Organization - New England Medicaid Quality Collaborative Learning Community</li> <li>• Washington State Health Care Authority</li> </ul>
<b>Measures Considered and Not Recommended for Removal</b>	
<i>HIV Viral Load Suppression (HVL-AD)</i>	<ul style="list-style-type: none"> <li>• GlaxoSmithKline</li> <li>• ViiV Healthcare</li> </ul>
<b>Measures Considered and Not Recommended for Addition</b>	
<i>National Core Indicators for Aging and Disabilities (NCI-AD) Adult Consumer Survey</i>	<ul style="list-style-type: none"> <li>• ADvancing States</li> </ul>

Exhibit D.1 (continued)

Topic	Commenter
<b>Other Topics</b>	
Health Equity	<ul style="list-style-type: none"> <li>• Blue Shield of California Foundation</li> <li>• GlaxoSmithKline</li> <li>• North Carolina Department of Health and Human Services</li> <li>• ViiV Healthcare</li> <li>• Washington State Health Care Authority</li> </ul>
Digital Measurement	<ul style="list-style-type: none"> <li>• Arizona Health Care Cost Containment System</li> <li>• GlaxoSmithKline</li> <li>• Washington State Health Care Authority</li> </ul>
Mandatory Reporting	<ul style="list-style-type: none"> <li>• Arizona Health Care Cost Containment System</li> <li>• New England States Consortium Systems Organization - New England Medicaid Quality Collaborative Learning Community</li> </ul>
Gap Areas	<ul style="list-style-type: none"> <li>• 2020 Mom</li> <li>• ADvancing States</li> <li>• Blue Shield of California Foundation</li> <li>• Dental Quality Alliance</li> <li>• North Carolina Department of Health and Human Services</li> <li>• Novo Nordisk</li> </ul>

## Public Comments Listed Alphabetically by Agency/Organization Name

### Adult Vaccine Access Coalition (Abby Bownas and Lisa Foster)

On behalf of the Adult Vaccine Access Coalition, a diverse coalition representing patient, public and minority health, provider, innovators, and immunization data experts, we appreciate the opportunity to submit comments in response to the 2023 Child and Adult Core Set annual review draft. We are pleased to express our strong support for the 2023 Child and Adult Core Set Review Workgroup recommendation to adopt the Adult Immunization Status measure (influenza, Td/TTdap, zoster and pneumococcal).

In addition, the Workgroup recommended removing Flu Vaccinations for Adults Ages 18 to 64 from the Adult Core Set and noted that adding the Adult Immunization Status measure would be a suitable replacement within the core set. We share the view of workgroup members who recommended the addition of the Adult Immunization Status measure, which would be under the HEDIS Electronic Clinical Data Systems (ECDS) data collection method, to reduce the administrative burden on providers and improve the robustness of available data given steady declines in reporting under the Consumer Assessment of Healthcare Providers and Systems (CAHPS) survey in recent years.

The recommended inclusion of the Adult Immunization Status (AIS) measure in the Medicaid Child and Adult Core Set beginning in 2023 is the culmination of work and collaboration across the public and private sector. The former HHS National Vaccine Program Office (NVPO) and the Centers for Disease Control and Prevention (CDC), in cooperation with the National Adult Immunization and Influenza Summit, were deeply involved in the initial development and testing of the AIS measure, which was first successfully utilized in the Indian Health Service (IHS).

The AIS measure has been further enhanced in more recent years through the dedicated efforts and leadership of the National Committee for Quality Assurance (NCQA), the measure steward. NCQA was responsible for, and brought to fruition, the technical work necessary to collect and report this measure through the HEDIS Electronic Clinical Data Systems (ECDS) as well as spearheading the inclusion of the AIS in HEDIS 2019.

The addition of the AIS measure in the final 2023 Child and Adult Core Set would serve to greatly improve reporting of adult immunization data as well as to promote adherence to the adult immunization clinical standards of care for Medicaid patients. Adoption of this measure would bring adult immunizations into alignment with and is complementary to similar composite objectives for child, adolescent and maternal immunization status that are already part of the Child and Adult Core Set. Finally, it would align with external health care quality measurements tools and further help to streamline the patchwork of existing adult immunization measures, reduce the provider reporting burden and further enhance the national picture of access to this important preventive service.

Making recommended adult immunizations a priority measure under Medicaid demonstrates the value of vaccines as an important life and cost saving tool in protecting health and preventing disease, serious illness, disability and death. Thank you again for this opportunity to provide our support for the Child and Adult Core Set Review Workgroup recommendation to add Adult Immunization Status (AIS) measure starting in 2023. We are grateful for your interest in setting clear benchmarks for patients and providers on this important population health imperative.

Please reach out with any questions or if AVAC can be a resource to you on this issue moving forward.

## ADvancing States (Rosa Plasencia)

ADvancing States represents the nation's 56 state and territorial agencies on aging and disabilities and long-term services and supports (LTSS) directors. Our mission is to design, improve, and sustain state systems delivering LTSS for older adults, people with disabilities, and their caregivers. An important part of fulfilling this mission is assisting states with tracking and improving the quality and outcomes of their LTSS programs. The National Core Indicators – Aging & Disabilities (NCI-AD) initiative enables states to identify trends and compare LTSS outcomes nationally and with other participating states. As proponents of state efforts to improve publicly funded LTSS programs via various quality initiatives and particularly as the measure stewards for NCI-AD, ADvancing States would like to express our concern around the lack of LTSS measures addressing aging and physical disabilities populations recommended for inclusion into the 2023 Child and Adult Core Set. Meanwhile, we appreciate CMS' inclusion of select NCI-AD measures in its recently released HCBS Quality Measure Set.

It is important for states, consumers, and the larger health and human services system to know and understand the outcomes of these services, given that LTSS costs are expected to increase as the aging population continues to grow and more people utilize services. The NCI-AD project helps to address this concern by providing person-reported outcomes data on publicly funded LTSS programs and makes this information publicly available on the NCI-AD website. The survey is person-centered and captures a broad array of information about the experience of the person's services, covering 18 different domains plus optional service planning and self-directed supports planning modules. The project has grown exponentially since it began in 2015, with 29 total participating states over the life of the project. States report unique and varied ways of utilizing NCI-AD data, including futures planning, budget considerations, tracking and trending outcomes data, identifying areas for improvement and formulating quality initiatives, and program decision making.

Cost of LTSS aside, efforts to collect quality of life and outcomes data honor the inherent dignity and worth of older adults and people with physical disabilities. States that collect outcomes data demonstrate a willingness to ensure these populations receive the services and care needed to safely reside in their setting of choice. We acknowledge and appreciate that LTSS was added as a topic area for measures in the 2020 Core Set, and further believe recommending NCI-AD for the 2023 core set would have been a meaningful way to emphasize the importance of measuring quality and outcomes for aging and physical disabilities populations.

During the 2022<sup>50</sup> Child and Adult Core Set workgroup meeting, NCI-AD was overwhelmingly recommended for inclusion by workgroup members. CMS ultimately decided not to include NCI-AD in the set because the measure was not used in at least 25 states at the time. We were

---

<sup>50</sup> Mathematica note: The Workgroup recommended NCI-AD for addition during the 2020 Child and Adult Core Set annual review workgroup meeting.

hopeful our measure would help to fill a gap in LTSS measures for aging and physical disabilities populations and once again be recommended for inclusion by workgroup members for the 2023 Core Set, however the measure did not pass out of the core set workgroup.

The workgroup members continue to identify the lack of, and need for, person-centered outcomes measures that captured individual experiences and quality of life for the person receiving services. NCI-AD is the person-centered survey tool that provides this information. Many domains included in the NCI-AD survey cover the person's experience of services and quality of life, including community participation, experience of care, choice and decision making, and rights and respect. As mentioned above, an optional service planning module is also offered to states at no additional cost.

ADvancing States is grateful for the addition of the Long-Term Services and Supports domain in the 2020 Adult Core Set, but the lack of core set measures specifically addressing aging and physical disabilities populations, whether inclusive of NCI-AD or not, is concerning. State aging and disability agencies put forth consistent effort to be trusted stewards of public funding. Sustaining the measure gap for these two populations sends an inadvertent message that tracking quality for aging and physical disabilities LTSS programs is not needed, while the amount of funding spent on these programs underscores their necessity and importance. Over 30% of all Medicaid expenditures are spent on LTSS, and of that 30%, older adults and physical disabilities programs utilize over 60% of the total cost for LTSS. This far outweighs other LTSS populations.

Since the workgroup discussion of NCI-AD in 2020 and beyond, CMS has included NCI-AD measures in the recently released HCBS Quality Measure Set (SMDL 22-003).<sup>51</sup> It is our hope that NCI-AD inclusion in CMS' recommendations for HCBS quality measures will spur the workgroup's consideration of them for inclusion in the Core Set for 2024.

We appreciate the opportunity to provide public comment and believe in the meaningful contributions of the project to the LTSS quality and outcomes measurement field. Through recommendation to be added to the Adult Core Set, NCI-AD would help to fill an LTSS measures gap for aging and physical disabilities populations.

We welcome the opportunity to discuss our comments further if desired. Please contact Rosa Plasencia, Director of NCI-AD.

---

<sup>51</sup> Mathematica note: The HCBS Quality Measure Set was released on July 21, 2022 (during the public comment period for the draft report). More information is available at <https://www.medicaid.gov/federal-policy-guidance/downloads/smd22003.pdf>.



## Arizona Health Care Cost Containment System (Ruben Soliz)

Arizona appreciates the opportunity to review the Recommendations for Improving the Core Sets of Health Care Quality Measures for Medicaid and CHIP: Summary of a Multi-stakeholder Review of the 2023 Child and Adult Core Sets report and provide feedback.

Arizona would like to request CMCS consider adding the Depression Screening and Follow-Up for Adolescents and Adults and Adult Immunization Status measures to the Core Sets at this time; however, ensuring that both measures are not subject to the mandatory reporting requirements and public reporting of data for these measures is delayed until a point where the feasibility and operational viability concerns expressed during the Multistakeholder Review of the 2023 Child and Adult Core Sets activities and as part of this response have been overcome. This approach would enhance the overall quality of the Core Sets as it explores ways to incorporate new measures that “drive improvement in care delivery and health outcomes” while taking into account the current state of readiness and overall concerns related to adding ECDS measures at this time.

This approach would allow time for 1) states to further explore and implement reporting for ECDS measures that accurately represent system performance, and 2) CMCS to offer technical assistance that supports state reporting of ECDS measures as part of Core Set reporting as suggested within the Recommendations for Improving the Core Sets of Health Care Quality Measures for Medicaid and CHIP: Summary of a Multistakeholder Review of the 2023 Child and Adult Core Sets report.

Please feel free to contact Ruben Soliz with any follow-up comments or questions.

## Association for Community Affiliated Plans (Margaret A. Murray)

The Association for Community Affiliated Plans (ACAP) is grateful for the opportunity to submit comments on the proposed changes to the 2021 Child and Adult Core Sets. ACAP is a national association of 74 not-for-profit health plans. Collectively, ACAP health plans provide coverage to over 21 million individuals enrolled in Medicaid, the Children’s Health Insurance Program (CHIP), Medicare Special Needs Plans for dually eligible individuals, and Qualified Health Plans (QHPs) serving the health insurance Marketplaces. ACAP plans are members of their communities, partnering with states to improve the health and well-being of their members who rely upon Medicaid and CHIP as well as other publicly supported programs. Below are our responses to specific measure recommendations.

### **Proposed Measures for Removal**

#### **Screening for Depression and Follow-Up Plan: Ages 12 to 17 (CDF-CH)**

*Support.*

#### **Flu Vaccinations for Adults Ages 18 to 64 (FVA-AD)**

*Support.*

#### **Screening for Depression and Follow-Up Plan: Age 18 and Older (CDF-AD)**

*Support.*

### **Proposed Measures for Addition**

#### **Adult Immunization Status**

*Support with modification/concern.*

While ACAP plans support state-level reporting of adult immunizations, plans voiced the concern that solely using health plan data would be problematic. As noted in the Workgroup report, not all Medicaid programs cover adult immunizations and, even when they do, often adults will receive their immunizations through other sites of care that do not provide information back to the health plan’s claims system. Medicaid managed care plans will face data collection challenges for any non-claims-based data.

On a more technical note, ACAP plans encourage the establishment and use of standard NDC codes with no proprietary codes allowed to ensure consistent reporting and assessment across entities. Additionally, we would encourage adding these adult immunizations to state-based immunization registries to support data completeness for the entire population.

## **Depression Screening and Follow Up for Adolescents and Adults**

*Support with concern.*

While ACAP plans generally support depression screening for adolescents and adults, plans voiced the concern that Medicaid managed care plans will face data collection challenges for non-claims-based data. Information needed to populate this measure may require data from electronic medical records (e.g., LOINC codes), which many of our plans do not have access to.

As noted in NCQA's *Reporting Results for Measures Leveraging Electronic Clinical Data for HEDIS®*, "Nearly all plans that used only claims data had performance rates of "zero." For example, in DSF the average performance rate for plans that used only claims data for the screening rate was zero percent, while the average rate for plans that used any non-claims data source was between 2.9 and 11.4 percent..."

## **Lead Screening in Children**

*Support with concern.*

In general, ACAP plans support the inclusion of this measure given the existence of high lead levels in some geographic areas and the substantial health risk of lead exposure in children. However, given the potential retirement of this measure, we would recommend CMS remove the measure once USPSTF/NCQA retires the measure.

## **Avoidance of Antibiotic Treatment for Acute Bronchitis/Bronchiolitis**

*Support with concern.*

While ACAP plans generally support measures that monitor antibiotic dispensing, actual performance on this measure may be influenced by parental decision making (not filling prescriptions since they do not believe it is necessary), conditional prescription by providers (for use only if the child's symptoms persist), and variability in diagnosis rates across the country. Additionally, plan members voiced concern regarding the use of telehealth and urged an analysis of whether telehealth visits are resulting in higher prescription rates.

Again, we thank you for this opportunity to comment on these important proposed modifications to the Core Set measures. Please feel free to contact me or Enrique Martinez-Vidal, Vice President for Quality and Operations if you would like to discuss any of these issues in greater depth.

## Blue Shield of California Foundation (Debbie I. Chang)

My name is Debbie Chang, and I am the president and CEO of Blue Shield of California Foundation. At Blue Shield of California Foundation, we support lasting and equitable solutions to make California the healthiest state and end domestic violence. I am submitting these comments on behalf of my organization. We applaud the 2023 Child and Adult Core Set Annual Review draft report for recognizing that drivers of health (DOH) measurement is a critical gap in the Core Sets, and we urge immediate action to fill this gap. While the Core Sets Report acknowledges the submission and discussion of DOH measures focused on DOH screening across five domains — food insecurity, housing instability, transportation problems, utility needs, and interpersonal safety, including intimate partner violence — for the third year in a row, the Workgroup did not advance DOH measures for Core Sets inclusion.

Leadership and investment by the Centers for Medicare & Medicaid Services (CMS) is urgently needed to develop measures that meet the minimum technical feasibility requirements to be considered for the Core Sets, including state-level testing of standardized DOH measures, moving from implementing screenings and interventions at the provider or plan level to collecting complete and accurate data for measurement at the state level. We encourage CMS to develop and test DOH measures and measurement approaches with the states, aligned with CMS's strategic goals for standardized measures across federal programs, to accelerate their readiness for state-level reporting through the Core Sets.

Despite the lack of DOH measures in the proposed Core Sets measures for 2023, there has been significant progress toward adoption of DOH measurement in federal programs. This week, CMS released the final FY23 Hospital Inpatient Prospective Payment System rule, in which it officially adopted the first-ever DOH measures—both the DOH screening rate and screen positive rate—in the Medicare Hospital Inpatient Quality Reporting (IQR) Program. Further, CMS has proposed the DOH screening rate measure for the Merit-based Incentive Payment System (MIPS) program, and NCQA included a DOH screening measure in the 2023 HEDIS update.

Medicaid and CHIP enrollees must not be left behind. No population is more at risk for the social and economic factors that jeopardize health and health equity than those enrolled in the means-tested Medicaid and CHIP programs. Until DOH screening and reporting measures are standard across Medicaid and CHIP, the health system will struggle to understand and quantify the impact of these risk factors, and thus will be hamstrung in efforts to address the root causes of poor health. DOH screening measurement in Medicaid and CHIP is already happening in most states, but without standardized methods to report whether those screenings are performed or what they find, we will be unable to realize the full value of these efforts.

We urge CMS to advance Medicaid measurement of DOH by engaging with states to further test and refine reporting processes, and to promote standardized and measurable DOH screening and reporting practices across the Medicaid, CHIP and Medicare. We hope and expect to see DOH screening measures in the Core Sets in future years.

## Dental Quality Alliance

The Dental Quality Alliance (DQA) welcomes the opportunity to comment on the draft report of the Recommendations for Improving the Core Sets of Health Care Quality Measures for Medicaid and CHIP- Summary of a Multi-Stakeholder Review of the 2023 Child and Adult Core Sets.

The DQA appreciates the Workgroup’s efforts to date to strengthen the dental/oral domains within the Child Core Set with the adoption of the “Oral Evaluation, Dental Services” and “Prevention: Topical Fluoride for Children” measures to the 2022 Child Core Set, in addition to “Sealant Receipt on Permanent First Molars.” The DQA emphasizes this combination of measures promotes receipt of a robust age-appropriate preventive pediatric dental care bundle (sealants, fluoride varnish and oral examination) that encompasses a range of oral healthcare provider types and care settings.

Comments related to the Adult Core Set Measure Gaps Identified by the Workgroup:

The DQA notes the Workgroup’s emphasis on lack of oral/ dental health measures addressing access to preventive dental care for adults and inappropriate emergency department use for dental conditions for the Adult Core Set.

1. Low-income adults suffer a disproportionate share of dental disease and are nearly 40 percent less likely to have a dental visit in the past 12 months compared with higher income adults.<sup>1</sup> However, adult dental benefit coverage, which low income adults rely on, is varied among state Medicaid programs, further exacerbating disparities in dental access and utilization. The DQA has developed a set of measures that addresses prevention and disease management in adults. Periodontal Evaluation assesses utilization of dental services, and Non-Surgical Ongoing Periodontal Care measures the continuity of care for those individuals who have been previously treated for periodontal disease. Topical Fluoride for Adults at Elevated Risk tracks at least 2 fluoride applications per year. Oral Evaluation for People with Diabetes represents an important entry point into the dental care system where diagnosis and treatment planning for the prevention and treatment of periodontal disease at these visits offer patients appropriate dental care with the potential to improve diabetes outcomes. These measures, used together as an adult measure set, could address the identified gap in adult preventive dental care.
2. The use of emergency departments (EDs) for non-traumatic dental conditions has been a growing public health concern across the United States (US).<sup>2,3,4,5,6,7,8,9</sup> Low-income adults suffer a disproportionate share of dental disease and are nearly 40 percent less likely to have a dental visit in the past 12 months compared with higher-income adults.<sup>10</sup> These visits present a public health challenge because they often have great financial implications for the healthcare system and divert resources away from urgent cases.<sup>11</sup> Medicaid is a primary payer for these visits,<sup>12</sup> including in states without Medicaid dental benefits, because emergency department visits are paid for out of medical benefits. \$2.7 billion dollars were

spent on hospital emergency department visits, 2.1 million of those visits were due to dental conditions, and 40% of those visits among adults was paid for by Medicaid.<sup>13</sup> It is important to recognize that the care provided in the ED is not definitive and does not address the underlying problem; rather, standard emergency care involves addressing infection and pain through prescription medications. Consequently, beneficiaries without access to oral healthcare services are more likely to have repeat visits to the ED for non-traumatic dental conditions. Even without an adult dental benefit, these programs could seek to improve oral healthcare and outcomes among their beneficiaries by linking them to community-based resources.

Lack of oral healthcare measures have been highlighted by the previous workgroups as well; however, given the variability in dental benefits coverage across states, some workgroup members have expressed concerns about including dental measures in the Adult Core Set.<sup>14,15,16</sup> The measure of ambulatory care sensitive ED visits provides a strong starting place for incorporating oral health considerations into the Adult Core Set by providing a systems-level indicator of access to oral health care among Medicaid beneficiaries, even in states without an adult dental benefit. Measuring performance is critical to improving quality of care – including this ED measure in the Adult Core Set would be a first step towards the eventual promotion of appropriate dental care outside of the ED through increased preventive care, treatment of acute dental issues, and appropriate follow-up after ED use. The value of having an adult dental and oral health services measure focused on ED use would be to highlight the extent to which there are adverse impacts associated with untreated dental disease in adults that impose significant costs in terms of both beneficiary health outcomes and actual program expenditures.<sup>17</sup> These costs are incurred by all Medicaid programs, regardless of whether they provide adult dental benefits or not.

Further, the DQA strongly encourages the Workgroup to consider other DQA adult measures for adoption into the Core Set that are appropriately specified to properly reflect current evidence-based clinical guidelines, be more meaningful, and coordinated to address system improvement rather than in silos.

The DQA appreciates the Workgroup’s consideration of these comments. If you have any questions, please contact the DQA at [dqa@ada.org](mailto:dqa@ada.org).

## Citations

<sup>1</sup> Centers for Disease Control and Prevention. “Oral and Dental Health: Table 78.” February 2022. Available at: <https://www.cdc.gov/nchs/fastats/dental.htm>.

<sup>2</sup> Okunseri C, Okunseri E, Thorpe JM, Xiang Q, Szabo AJC, Cosmetic, Dentistry I. Patient characteristics and trends in nontraumatic dental condition visits to emergency departments in the United States. 2012;4:1.

<sup>3</sup> Wall T, Nasseh K. Dental-related emergency department visits on the increase in the United States. Health Policy Resources Center Research Brief 2013; ADA Health Policy Institute publications prior to 2015 are available upon request.

- <sup>4</sup> Wall T. Recent trends in dental emergency department visits in the United States:1997/1998 to 2007/2008. *Journal of public health dentistry*. 2012;72(3):216-220.
- <sup>5</sup> Lee HH, Lewis CW, Saltzman B, Starks H. Visiting the emergency department for dental problems: trends in utilization, 2001 to 2008. *American journal of public health*. 2012;102(11):e77-83.
- <sup>6</sup> Zhou W, Kim P, Shen JJ, Greenway J, Ditmyer M. Preventable Emergency Department Visits for Nontraumatic Dental Conditions: Trends and Disparities in Nevada, 2009–2015. 2018;108(3):369-371.
- <sup>7</sup> Seu K, Hall K, Moy E. Emergency department visits for dental-related conditions, 2009: Statistical Brief# 143. In: *Healthcare Cost and Utilization Project (HCUP) Statistical Briefs* [Internet]. Rockville (MD): Agency for Healthcare Research and Quality (US); 2012.
- <sup>8</sup> Rampa S, Wilson FA, Allareddy V. Trends in dental-related emergency department visits in the State of California from 2005 to 2011. *Oral surgery, oral medicine, oral pathology and oral radiology*. 2016;122(4):426-433.
- <sup>9</sup> Tomar SL, Carden DL, Dodd VJ, Catalanotto FA, Herndon JB. Trends in dental-related use of hospital emergency departments in Florida. *J Public Health Dent*. 2016 Jun;76(3):249-57
- <sup>10</sup> Centers for Disease Control and Prevention. “Oral and Dental Health: Table 78.” February 2022. Available at: <https://www.cdc.gov/nchs/fastats/dental.htm>.
- <sup>11</sup> Wall T, Nasseh K, Vujicic M. Majority of dental-related emergency department visits lack urgency and can be diverted to dental offices. *Health Policy Institute Research Brief 2014*; ADA Health Policy Institute publications prior to 2015 are available upon request.
- <sup>12</sup> Okunseri C, Okunseri E, Thorpe JM, Xiang Q, Szabo AJC, Cosmetic, Dentistry I. Patient characteristics and trends in nontraumatic dental condition visits to emergency departments in the United States. 2012;4:1.
- <sup>13</sup> HPI Analysis of the 2017 Nationwide Emergency Department Sample, Agency for Healthcare Research and Quality. April 2020. [https://www.ada.org/-/media/project/ada-organization/ada/ada-org/files/resources/research/hpi/hpigraphic\\_0420\\_1.pdf](https://www.ada.org/-/media/project/ada-organization/ada/ada-org/files/resources/research/hpi/hpigraphic_0420_1.pdf). Accessed July 29, 2021.
- <sup>14</sup> Recommendations for Improving the Core Sets of Health Care Quality Measures for Medicaid and CHIP. Summary of a Multistakeholder Review of the 2021 Child and Adult Core Sets. Final Report August 2020. Accessed from: [https://mathematica.org/-/media/internet/features/2020/coreset/2021\\_csr\\_final\\_report.pdf](https://mathematica.org/-/media/internet/features/2020/coreset/2021_csr_final_report.pdf).
- <sup>15</sup> Recommendations for Improving the Core Sets of Health Care Quality Measures for Medicaid and CHIP. Summary of a Multistakeholder Review of the 2020 Child and Adult Core Sets. Final Report August 2019. Accessed from: <https://mathematica.org/-/media/internet/files/additional-documents/coresetreview2020finalreport.pdf>.
- <sup>16</sup> Recommendations for Improving the Core Sets of Health Care Quality Measures for Medicaid and CHIP. Summary of a Multistakeholder Review of the 2022 Child and Adult Core Sets. Final Report August 2021. Accessed from: [https://www.mathematica.org/-/media/internet/features/2021/coreset/2022coresetreview\\_finalreport.pdf](https://www.mathematica.org/-/media/internet/features/2021/coreset/2022coresetreview_finalreport.pdf)
- <sup>17</sup> CareQuest Institute for Oral Health. Recent Trends in Hospital Emergency Department Visits for Non-Traumatic Dental Conditions. Boston, MA: May 2022. Accessed from: [https://www.carequest.org/system/files/CareQuest\\_Institute\\_Recent-Trends-in-Hospital-ED-Visits\\_6.7.22\\_FINAL.pdf](https://www.carequest.org/system/files/CareQuest_Institute_Recent-Trends-in-Hospital-ED-Visits_6.7.22_FINAL.pdf)

## GlaxoSmithKline (Margaret Mann)

GSK is a global biopharma leader with new ambitions and new purpose: to unite science, technology and talent to get ahead of disease together. Over the next ten years, it's our ambition to positively impact the health of more than 2.5 billion people. GSK supports policy solutions that transform our healthcare system to one that rewards innovation, improves patient outcomes, and achieves higher-value care. GSK would like to offer the following comments for consideration:

***GSK strongly supports the Workgroup's recommendation to add the Adult Immunization Status (AIS) measure to the Adult Core Set.*** The National Committee for Quality Assurance's (NCQA) AIS<sup>1</sup> measure is perhaps one of the strongest tools to increase rates of adult immunizations.<sup>2</sup> Given that three out of every four adults in the U.S. are missing one or more routinely recommended vaccines, it is important to employ strategies to ensure individuals are up-to-date on necessary vaccinations.<sup>3</sup>

GSK agrees that the AIS measure offers a more comprehensive approach to capturing adult vaccines compared to the standalone Flu Vaccinations for Adults Ages 18 to 64 (FVA-AD) measure. We echo the Workgroup's rationale that the inclusion of the AIS measure in the Core Set will close gaps in state's ability to monitor uptake of recommended adult vaccines. This will ensure alignment with the Centers for Disease Control and Prevention (CDC) Advisory Committee on Immunization Practices (ACIP) routine adult vaccine recommendations, and supports federal initiatives, including the Vaccines National Strategic Plan to promote regular monitoring of adult vaccines.<sup>4,5</sup>

With recent efforts building the momentum around the use of the AIS measure in accountability programs, including the AIS measure proposed for inclusion in the 2023 Merit-based Incentive Payment System (MIPS),<sup>6</sup> it is important to promote alignment across all CMS programs to enhance adult immunization reporting to drive increases in vaccine coverage rates and further identify gaps in immunization coverage. Adding the AIS measure to the Core Set will be a foundation for states to standardize the collection and reporting of this data in the future.

We align with the Workgroup's suggestion to prioritize impactful Electronic Clinical Data System (ECDS) measures that would be beneficial to state's data capturing capabilities, and agree that the AIS measure would bring value to the Core Sets by encouraging linkage between public health departments and state immunization registries. As states have made improvements to their immunization registries as a result of the COVID-19 pandemic, states are building capacity to report broader immunization measures.<sup>7</sup> As an ECDS measure, the AIS measure has the potential to reduce state burden in capturing comprehensive immunization data, since the data is collected through varied sources including, electronic health records (EHRs), electronic pharmacy systems, immunization information systems (IISs), and other electronic sources.<sup>8</sup> Digital measures can help to enhance vaccine data sharing between state health departments and Medicaid programs, as it promotes timely vaccine data exchange and collection of complete immunization data, to reduce burden and increase vaccine reporting rates.



***GSK is encouraged by the Workgroup’s priorities to advance health equity and supports the stratification of Core Set measures to address quality gaps and promote equity.*** We applaud the Workgroup’s suggestion to stratify Core Set measures by key demographic characteristics, which is aligned with federal standards and NCQA’s addition of race and ethnicity stratifications to select Healthcare Effectiveness Data and Information Set (HEDIS) measures.<sup>9</sup> Stratifying quality measures by race, ethnicity, sex, and geography, as suggested by the Workgroup, can help illuminate disparities in quality of care.

Stratification is particularly important in therapeutic areas like immunizations where there are large disparities in patient outcomes across these demographics. Access to vaccines is not equal across a person’s lifetime, and demographic differences in vaccine uptake across race, ethnicity, age, and socioeconomic status result in significant disparities in immunization rates.<sup>10,11</sup> Additionally, there are demographic disparities in populations most impacted by vaccine-preventable diseases in the U.S. For example, adults account for over 99% of deaths due to vaccine-preventable diseases, and vaccination rates among elderly populations belonging to racial and ethnic minority groups, are particularly low.<sup>12</sup>

Therefore, we encourage the stratification of AIS measure results, and urge the Workgroup to consider additional ways to stratify measures, including by age, as a future direction for populations particularly impacted by vaccine-preventable diseases. These metrics can help to further understand disparities in vaccine uptake and encourage state Medicaid programs to develop targeted approaches to improve beneficiary access to recommended adult vaccines.

***GSK supports the Workgroup’s recommendation to maintain the HIV Viral Load Suppression (HVL) measure in the Adult Core Set.*** GSK echoes the Workgroup’s rationale that viral load suppression is the gold standard in HIV quality, as it signifies that a patient has reached the goal of HIV treatment, which is viral suppression. When a patient becomes virally suppressed, it means that the virus has been reduced to a level in the body undetectable by standard tests.<sup>13</sup> Virally suppressed patients have lower rates of co-morbidities, and hospitalizations, and generally overall improved wellness. In addition, sustained viral suppression prevents sexual transmission of the virus to an HIV-negative partner.<sup>14</sup>

Since Medicaid is the largest source of health care coverage for people with HIV, it is imperative for Medicaid programs to evaluate HIV care and outcomes meaningful to patients and providers by measuring and reporting HVL. In addition to improving patient health, inclusion of this measure aligns with the Ending the HIV Epidemic (EHE)<sup>15</sup> Initiative’s strategies of rapid treatment and HIV transmission prevention.<sup>16</sup>

Thank you for this opportunity to comment on the 2023 Medicaid Core Set Review draft report.

## Citations

- <sup>1</sup> NCQA. Adult Immunization Status (AIS). <https://www.ncqa.org/hedis/measures/adult-immunization-status/>. (Accessed July 11, 2022)
- <sup>2</sup> Shen, K. A, Sobczyk, A. E. Unravelling A Composite Measure to Drive Immunization Uptake in Adults: A Critical Compromise. 2020. <https://www.healthaffairs.org/doi/10.1377/forefront.20200817.901186/full/>. (Accessed July 11, 2022)
- <sup>3</sup> Centers for Disease Control and Prevention (CDC). Strategies for Increasing Adult Vaccination Rates. 2021. <https://www.cdc.gov/vaccines/hcp/adults/for-practice/increasing-vacc-rates.html>. (Accessed July 11, 2022)
- <sup>4</sup> Centers for Disease Control and Prevention (CDC). Adult Immunization Schedule. 2022. <https://www.cdc.gov/vaccines/schedules/hcp/imz/adult.html>. (Accessed July 11, 2022)
- <sup>5</sup> HHS 2021-2025 Vaccines National Strategic Plan. 2021.. (Accessed August 2, 2022)
- <sup>6</sup> CMS. Physician Fee Schedule Proposed Rule. 2022. [2022-14562.pdf \(federalregister.gov\)](https://www.federalregister.gov/documents/2022/07/07/proposed-rule-physician-fee-schedule). (Accessed July 7, 2022)
- <sup>7</sup> National Governors Association (NGA). Modernizing Immunization Information Systems. 2021. <https://www.nga.org/center/publications/modernizing-immunization-information-systems/>. (Accessed July 14, 2022)
- <sup>8</sup> NCQA. HEDIS Electronic Clinical Data System (ECDS) Reporting. <https://www.ncqa.org/hedis/the-future-of-hedis/hedis-electronic-clinical-data-system-ecds-reporting/>. (Accessed July 11, 2022)
- <sup>9</sup> National Committee for Quality Assurance. Proposed Changes to the Existing Measures for HEDIS MY 2022: Introduction of Race and Ethnicity Stratification Into Select HEDIS Measures. 2021. <https://www.ncqa.org/wp-content/uploads/2021/02/02.-Health-Equity.pdf>. Accessed February 17, 2022.
- <sup>10</sup> Quinn S. C. (2018). African American adults and seasonal influenza vaccination: Changing our approach can move the needle. *Human vaccines & immunotherapeutics*, 14(3), 719–723. <https://doi.org/10.1080/21645515.2017.1376152>.
- <sup>11</sup> Centers for Disease Control and Prevention (CDC). Vaccination Coverage Among Adults in the United States, National Interview Survey, 2016. <https://www.cdc.gov/vaccines/imz-managers/coverage/adultvaxview/pubs-resources/NHIS-2016.html>. (Accessed July 14, 2022)
- <sup>12</sup> Elekwachi, O., Wingate, L. T., Clarke Tasker, V., Aboagye, L., Dubale, T., Betru, D., & Alkatan, R. (2021). A Review of Racial and Ethnic Disparities in Immunizations for Elderly Adults. *Journal of primary care & community health*, 12, 21501327211014071. <https://doi.org/10.1177/21501327211014071>.
- <sup>13</sup> National Institutes of Health (NIH). Ten things to Know about HIV Suppression. <https://www.niaid.nih.gov/diseases-conditions/10-things-know-about-hiv-suppression>. (Accessed July 6, 2022)
- <sup>14</sup> National Institutes of Health. National Institute of Allergy and Infectious Diseases. The Science Is Clear—With HIV, Undetectable Equals Untransmittable. January 10, 2019. <https://www.niaid.nih.gov/news-events/science-clear-hiv-undetectable-equals-untransmittable>. (Accessed July 6, 2022)
- <sup>15</sup> Centers for Disease Control and Prevention (CDC). Ending the HIV Epidemic in the U.S. (EHE). June 7, 2022. <https://www.cdc.gov/endinghiv/index.html>. (Accessed June 23, 2022)
- <sup>16</sup> Kaiser Family Foundation. Medicaid and HIV. 2019. <https://www.kff.org/hivaids/fact-sheet/medicaid-and-hiv/>. (Accessed June 28, 2022)

## New England State Consortium Systems Organization (NESCO) and New England Medicaid Quality Collaborative (NEMQC) Learning Community (Joshua Slén and Julie Trottier)

On behalf of the New England States Consortium Systems Organization (NESCSO), our New England Medicaid Quality Collaborative (NEMQC) Learning Community would like to provide comments regarding the 2023 Child and Adult Core Set Review Workgroup Draft Report. About NESCSO, the New England States Consortium Systems Organization is a non-profit corporation governed by the New England state health and human service (HHS) agencies and UMass Chan Medical School. NESCSO's Board comprises the member states' HHS secretaries or designees. NESCSO aims to foster communication and collaboration among its members through information sharing and joint projects. It also provides its members a framework for knowledge exchange to maximize policy, program, and cost-effectiveness.

There is general support for the recommendations and none of the states participating disagreed with the recommendations. Comments and suggestions are included as Appendix A.

### State Representatives:

#### **Maine**

Sarah Fisher

*CHIP Outreach Coordinator*

*Maine Department of Health and Human Services*

#### **Massachusetts**

Paul Kirby

*Quality Manager*

*MassHealth Quality Office*

Ann Healey

*Project Director*

*MassHealth Quality*

#### **Connecticut**

Jennifer Cavallaro

*Director, Operations Team*

*Connecticut Department of Social Services*

Ifeoma Nwankwo

*Health Care Quality and Data Analyst*

*Connecticut Department of Social Services*

Annie Jacob  
*Principal Analyst*  
*Connecticut Department of Social Services*

**New Hampshire**

Aparna Bhattarai  
*Program Planning and Review Specialist*  
*Medicaid Quality Program*  
*Bureau of Program Quality*  
*NH Department of Health and Human Services*

Andrea Stewart  
*Administrator*  
*New Hampshire Department of Health and Human Services*

Denise M. Krol, MS, PMP, CPM  
*Program Planning and Review Specialist*  
*Bureau of Program Quality*  
*NH Department of Health and Human Services*

**Rhode Island**

Jim Brennan  
*Managed Care Quality Director*  
*State of Rhode Island Executive Office of Health & Human Services*

**Vermont**

Erin Carmichael  
*Director of Quality Management*  
*Department of Vermont Health Access*

Please reach out with any questions.

**Appendix A - Comments**

Workgroup Recommendations for Updates to the 2022 Core Sets	New England States Consortium Systems Organization (NECSO) - New England Medicaid Quality Collaborative Learning Community (NEMQC) Response
<b>Measure Recommended for Removal from the Child Core Set</b>	
<i>Screening for Depression and Follow-Up Plan: Ages 12 to 17 (CDF-CH)</i>	<b>Agree.</b> This measure is difficult for the states to collect.
<b>Measures Recommended for Removal from the Adult Core Set</b>	
<i>Flu Vaccinations for Adults Ages 18 to 64 (FVA-AD)</i>	<b>Agree.</b> This measure should be removed because self-reported data is inconsistent and unreliable, and the proposed replacement measure is better.

Workgroup Recommendations for Updates to the 2022 Core Sets	New England States Consortium Systems Organization (NESCO) - New England Medicaid Quality Collaborative Learning Community (NEMQC) Response
<i>Screening for Depression and Follow-Up Plan: Age 18 and Older (CDF-AD)</i>	<b>Agree.</b> This measure is difficult for the states to collect.
<b>Measures Recommended for Addition</b>	
<i>Adult Immunization Status</i>	<b>Agree.</b> All states agreed that this is a useful measure and should be added. However, most states expressed concerns about their ability to report, citing issues with their vaccine registry, availability of HIE, and the number of health plans that currently report the data.
<i>Depression Screening and Follow-Up for Adolescents and Adults</i>	<b>Agree.</b> All states agreed that this is a useful measure and should be added. However, most states expressed concerns about their ability to report, citing issues with HIE and health plans' ability to report.  All states agreed that any changes to measures established close to the date of mandatory reporting creates problems. States will need technical support and sufficient lead in time to prepare for the final list of mandatory measures.
<i>Lead Screening in Children</i>	<b>Agree.</b> All states agreed that this is a good addition, noting they are already collecting this data. They requested that CMS make the measure specifications align with the CDC measure.
<i>Avoidance of Antibiotic Treatment for Acute Bronchitis/Bronchiolitis</i>	<b>Agree.</b> All states agreed that this is a good addition and that they are already collecting this data for HEDIS. They noted, however, that the age groupings don't align.

## North Carolina Department of Health and Human Services (Kelly Crosbie)

Hello and thank you for the opportunity to comment on the Child and Adult Core Set. This comment is in reference to the Drivers of Health (DOH) screening metrics.

Sustainable, systemic efforts to address drivers of health require standardized measurement.

- What we measure – and thus pay for – is an expression of both what and who we value.
- Many states already require managed care organizations or their contracted providers to conduct DOH screening, but lack standardized ways to report whether those screenings happen or what they find.
- Until DOH screening and reporting measures are standard across Medicaid and CHIP, we will struggle to understand or quantify the impact of these risk factors and thus will struggle to invest in addressing the root causes of poor health.

We know that DOH screening performance can be measured.

- Through CMS Innovation Center models such as [Accountable Health Communities](#) and [Comprehensive Primary Care Plus \(CPC+\)](#), CMS has amassed years of data and learning across millions of beneficiaries and thousands of practices and clinical sites across the country – demonstrating that implementation of DOH screening can be done reliably and consistently over time.
- CMS has recently officially adopted the first-ever DOH measures – both the DOH screening rate and screen positive rate – in the Medicare Hospital Inpatient Quality Reporting (IQR) Program. Further, CMS has proposed the DOH screening rate measure for the Merit-based Incentive Payment System (MIPS) program.

CMS should collaborate with states to develop and steward standardized DOH measures across Medicaid, CHIP, and Medicare.

- We need leadership and action to further develop and test the proposed DOH measures and ensure they are included in future Medicaid and CHIP Core Sets.
- CMS should engage with states that are interested in contributing to measure development to further test and refine reporting processes, and leverage its authority and resources to promote standardized and measurable DOH screening and reporting practices across the Medicaid, CHIP and Medicare programs it oversees.

## **Novo Nordisk, Inc. (Jennifer Duck)**

Novo Nordisk is pleased to provide the following comments on the draft report of the 2023 Child and Adult Core Set Review Workgroup: Recommendations for Improving the Core Set of Health Care Quality Measures for Medicaid and CHIP.

Novo Nordisk is a global healthcare company with 95 years of innovation and leadership in diabetes care. As an organization, we are committed to not only preventing, treating, and ultimately curing diabetes, but also to improving the lives of those living with other serious chronic conditions, including hemophilia, growth disorders and obesity. The Novo Nordisk Foundation, our majority shareholder, is among the top five largest charitable foundations in the world. Accordingly, our company's mission and actions reflect the Foundation's vision to contribute significantly to research and development that improves the lives of people and the sustainability of society.

### **Measuring the quality of obesity care**

The United States is facing an epidemic of obesity, leading to higher health care costs, worse health outcomes, and poor quality of life. Living with obesity results in increased direct and indirect costs versus the cost of living without obesity, with increasing body mass index (BMI) resulting in increased costs.<sup>1</sup> Obesity is also associated with numerous comorbidities, which contribute to worse health outcomes and higher costs.

Given the burden of this disease on our health care system, people living with obesity, and on our society, we believe it is vital that CMS continue to focus on measuring and improving care for people living with obesity. As such, we thank CMS for retaining the weight assessment and counseling measure in the Child Core Set.

Unfortunately, the Adult Core Set continues to lack a focus on adult obesity following the removal of the Adult Body Mass Index Assessment (ABA-AD) measure. The measure was retired in 2021 because it was retired by the measure steward. We urge CMS to add a new measure focused on adult obesity as soon as possible and suggest consideration of Preventive Care and Screening: Body Mass Index (BMI) Screening and Follow-up (NQF 0421). The measure is currently used in the Merit-based Incentive Payment System and the Texas Directed Payment Program.

While measurement of BMI is the first step in preventing and/or treating obesity, simply knowing a patient's BMI has no impact unless it is followed by treatment. The preventive care measure takes the next step of requiring development of a follow-up plan. As measures become available, we also urge CMS to adopt measures that assess the outcome of treatment plans for obesity.

## **Efforts to fill the gap in obesity quality measurement**

Novo Nordisk believes in the importance of measuring the outcome of care and is supporting pipeline obesity measure development efforts that are intended to build upon the work already done by organizations such as the American Medical Group Association (AMGA), Discern Health, and the National Quality Forum (NQF).<sup>2</sup>

The outcome of this work provided the basis for a new initiative to develop adult obesity measures. The Endocrine Society (ES) and Minnesota Community Measurement (MNCM) are currently developing and testing obesity measures that are based on current standard of care. Four measures, including three outcome measures, were put out for public comment in November 2021 and are currently in the testing phase. The measures are:

- Obesity diagnosis
- Obesity weight loss with medication
- Obesity blood pressure control
- Obesity prediabetes and diabetes A1c

We urge CMS to adopt the final measures in the Adult Core Measure Set following endorsement.

### **Summary**

Obesity is among the most important health management challenges facing the U.S. It is vital that CMS continue to send a strong signal to providers that they should screen for and manage obesity so that patients get the best care and achieve the best outcomes. Encouraging health care providers to not only screen for obesity but also provide counseling and/or treatment will signal CMS' dedication to addressing the obesity epidemic.

Thank you for this opportunity to comment on the draft report of the 2023 Child and Adult Core Set Review Workgroup. Novo Nordisk will continue to work towards improving care. If you have any questions about our comments, please do not hesitate to reach out to Stephanie Kutler, Director of Policy.

### **Citations**

<sup>1</sup> Direct and Indirect Cost of Obesity Among the Privately Insured in the United States: A Focus on the Impact by Type of Industry - PubMed (nih.gov)

<sup>2</sup> This work was funded by Novo Nordisk Inc.



## 2020 Mom (Joy Burkhard)

2020 Mom, a leader in maternal mental health policy, is writing to urge the adoption of the NCQA HEDIS prenatal depression screening measure. As the committee is aware, maternal depression has significant consequences for women, their infants and families.

We wish to ensure the committee is aware of these important findings:

1. Up to 17% of women will suffer from prenatal depression (Pearson, 2019).
2. Women with untreated depression during pregnancy are at risk of developing severe postpartum depression and suicidality, and of delivering premature or low birthweight babies (Chan, 2014).
3. Depression during pregnancy can result in alterations to the DNA of the developing fetus. In this case, the mother transmits the trauma and stress of the psychological condition that she is experiencing into the biology of her offspring. (Van den Bergh, 2004; Wadhwa, 1993; Field, 2003; Field, 2004).

These challenges have only been exacerbated by COVID-19 and disproportionately affect women of color (Benatar, 2020).

Because of this compelling research, and because prenatal screening helps raise awareness of maternal depression including postpartum depression, we urge you to adopt the prenatal depression screening and follow-up measure developed by NCQA.

According to the 2021 Child and Adult Core Set Review Workgroup Final Report, the workgroup acknowledges the importance of prenatal screening. The MACPAC committee acknowledged the importance of including the prenatal screening measure, however, still noted the measure in the exclusion category, likely due to the delay in HEDIS data being available due to COVID related delays. The committee's comments include:

“Contributing Factors for Prenatal:

- Suggestion for addition because the health care system has struggled with depression screening and access to appropriate follow-up and this measure may drive improvement in maternal and child health.
- Measure was discussed in conjunction with the Postpartum Depression Screening and Follow-up measure, which was recommended for addition.
- Both prenatal/postpartum measures are important for looking at the impacts of dyadic care on the family unit.
- Both measures include a screening and follow-up component and therefore are connected to an action.
- Prenatal depression is a distinct problem from postpartum depression”

**We urge you to include the Prenatal Depression Screening and Follow-Up measure as a part of the Adult Core Measure Set.**

## ViiV Healthcare (Kristen Tjaden)

ViiV Healthcare Company (ViiV) supports Medicaid's commitment to ensuring all individuals receive coverage that promotes access to high quality and equitable care.

ViiV is the only independent, global specialist company devoted exclusively to delivering advancements in human immunodeficiency virus (HIV) treatment and prevention to support the needs of people with HIV and those vulnerable to HIV. From its inception in 2009, ViiV has had a singular focus to improve the health and quality of life of people affected by this disease and has worked to address significant gaps and unmet needs in HIV care. In collaboration with the HIV community, ViiV remains committed to developing meaningful treatment advances, improving access to its HIV medicines, and supporting the HIV community to facilitate enhanced care and treatment.

Medicaid programs have a significant impact on people with HIV, so it is essential that they continue to address quality of care to improve outcomes for this population.

ViiV respectfully submits the following comments related to the 2023 Child and Adult Core Sets:

**ViiV supports the Workgroup's recommendation to retain the HIV Viral Load Suppression (HVL) measure in the Adult Core Set.** ViiV echoes the Workgroup's rationale that viral load suppression is the gold standard in HIV quality, as it signifies that a patient has reached the clinical goal of HIV treatment, which is viral suppression. When a patient becomes virally suppressed, it means that the virus has been reduced to a level in the body undetectable by standard tests.<sup>1</sup> In addition, sustained viral suppression prevents sexual transmission of the virus to an HIV-negative partner.<sup>2</sup>

Since Medicaid is the largest source of health care coverage for people with HIV, it is imperative for Medicaid programs to evaluate HIV care and outcomes meaningful to patients and providers by measuring and reporting HVL. In addition to improving patient health, inclusion of this measure aligns with the national Ending the HIV Epidemic (EHE)<sup>3</sup> Initiative's strategies of rapid treatment and HIV transmission prevention.<sup>4</sup>

***ViiV acknowledges challenges by state Medicaid programs to collect and report the HVL measure, and urges CMS to support initiatives that enhance state reporting capabilities.***

ViiV agrees there is an opportunity to increase reporting of the HVL measure within state Medicaid programs. Only nine states reported on the HVL measure through the Medicaid Adult Core Measure Set in FY2020<sup>5</sup>, signaling a need to address the challenges that states face in obtaining data needed to calculate the measure. We are encouraged by the launch of the technical assistance initiative by the measure steward, Health Resources Services Administration (HRSA), to increase state capacity to collect high quality data and report the HVL measure.<sup>6</sup> ViiV urges CMS and the Annual Review Workgroup to continue to support similar efforts that create

partnerships among Medicaid, other federal agencies, and public health entities to help states gain access to laboratory data required to measure viral load suppression. Coordinated, high-quality care for people with HIV requires sophisticated data use and sharing capabilities between Medicaid agencies, surveillance divisions, and state health departments of HIV programs.

States that participate in HIV quality measure reporting recognize that sharing clinical and health care utilization data between Medicaid and state health department HIV programs is an important first step in reporting HIV quality measures.<sup>7</sup> Data-sharing can support people who are not virally suppressed and help link them to care, enhance HIV quality measurement, and drive providers and health plans to make improvements across the HIV care continuum. Bolstering state reporting will allow for public reporting of state-level HVL measure performance, thus supporting greater transparency and accountability for state Medicaid programs in caring for people with HIV.

For states that have difficulty in measuring viral load suppression, retention in care for people with HIV could serve as an alternative measure of high-quality HIV care.<sup>8</sup> Several measures including HIV Medical Visit Frequency ([NQF #2079/ NQF #3209e](#)) and Gap in HIV Medical Visits ([NQF #2080](#)) are developed and included in HRSA and Merit-based Incentive Payment System (MIPS) to evaluate retention in HIV medical care. People with HIV who receive long-term, regular clinical care are more likely to begin and adhere to antiretroviral therapy (ART) and achieve viral suppression, dramatically lowering the risk of transmitting HIV through sex, compared to those who are not retained in care.<sup>9,10,11</sup> Since long-term HIV care is strongly associated with viral suppression and optimal health outcomes for people with HIV, the Workgroup and CMS should also consider the inclusion of measures that evaluate HIV retention in care, which includes adherence and medical visit frequency, as an initial step in HIV quality measure reporting for HVL.

***ViiV applauds the Workgroup’s commitment to HIV treatment as a public health priority and encourages the Workgroup to further consider how to close gaps in HIV prevention measurement.*** The use of HIV-related quality measures will promote standards of health care coverage that support adherence to current HIV clinical and federal guidelines.<sup>12</sup> There are several quality measures used in federal reporting programs, such as MIPS, to evaluate quality of care and outcomes across the HIV care continuum (e.g., HIV Screening, HIV Medical Visit Frequency). However, there is a clear gap in measures that support HIV prevention initiatives. Because prevention is a key component of the EHE, there needs to be a greater focus on quality measures that support ongoing HIV prevention.

Regional and demographic disparities exist in preexposure prophylaxis (PrEP) usage and access across the U.S. For example, the Southern U.S. accounted for more than half (52 percent) of all new HIV diagnoses but represented only 30 percent of all PrEP users in 2016.<sup>13</sup> In 2020, only 25 percent of the 1.2 million people in the U.S. for whom PrEP is recommended were given a prescription.<sup>14</sup> Although use of PrEP has increased significantly in recent years across all groups,

racial and ethnic disparities drive lower rates of uptake and adherence among high-risk populations, contributing to disparities in HIV incidence.

*ViiV is encouraged by the Workgroup’s priority to advance health equity through the Child and Adult Core Sets and supports the stratification of Core Set measures to address quality gaps and promote equity in HIV care.* Although HIV can affect anyone, racial/ethnic minorities, and gay, bisexual, and other men who have sex with men (MSM) in the United States (U.S.) are more impacted than others. Populations disproportionately affected by HIV are also often affected by stigma due to their sex, sexual orientation, gender identity, race/ethnicity, drug use, sex work, or other factors.<sup>15</sup>

According to the [CDC](#), in 2019, 26 percent of new HIV infections were among Black gay and bisexual men, and 23 percent were among Latino gay and bisexual men. Black women are also disproportionately affected by HIV, with a rate of new HIV infections 11 times that of white women and four times that of Latina women.<sup>16</sup> Stratifying quality measures by race, ethnicity, sex, and geography, as suggested by the Workgroup can help illuminate disparities in quality of care. This is particularly important in therapeutic areas like HIV where there are large disparities in patient outcomes across these demographics.<sup>17</sup> We encourage the stratification of HIV measure results by these key demographics, and urge the Workgroup to consider additional ways to stratify measures, including by gender identity or sexual orientation as a future direction for populations particularly impacted by HIV. These metrics can help to further understand disparities and encourage state Medicaid programs to develop targeted approaches to improve beneficiary access to quality HIV care.

ViiV Healthcare appreciates CMS’s consideration of these comments and applauds CMS and the Workgroup for its commitment to improving health outcomes for our most vulnerable individuals. We look forward to working with CMS and its Center for Medicaid and CHIP Services (CMCS), and other stakeholders, to ensure Medicaid recipients have access to quality HIV care and prevention.

## Citations

- <sup>1</sup> National Institutes of Health (NIH). Ten things to Know about HIV Suppression. <https://www.niaid.nih.gov/diseases-conditions/10-things-know-about-hiv-suppression>. Accessed July 6, 2022.
- <sup>2</sup> National Institutes of Health. National Institute of Allergy and Infectious Diseases. The Science Is Clear—With HIV, Undetectable Equals Untransmittable. January 10, 2019. <https://www.niaid.nih.gov/news-events/science-clear-hiv-undetectable-equals-untransmittable>. Accessed July 6, 2022.
- <sup>3</sup> Centers for Disease Control and Prevention (CDC). Ending the HIV Epidemic in the U.S. (EHE). June 7, 2022. <https://www.cdc.gov/endhiv/index.html>. Accessed June 23, 2022.
- <sup>4</sup> Kaiser Family Foundation. Medicaid and HIV. October 1, 2019. <https://www.kff.org/hiv/aid/fact-sheet/medicaid-and-hiv/>. Accessed June 28, 2022.
- <sup>5</sup> Mathematica. Annual Review of the Medicaid and CHIP Child and Adult Core Sets of Quality Measures. Draft Report. [Medicaid and CHIP Core Set Annual Review \(mathematica.org\)](https://www.mathematica.org/publications/medicaid-and-chip-core-set-annual-review). Accessed on July 6, 2022.

- <sup>6</sup> U.S Department of Health and Human Services. Health Resources and Services Administration (HRSA). Build Capacity to Improve Collecting and Reporting Viral Suppression Data to the Medicaid Adult Core Set. 2021. <https://www.hrsa.gov/grants/find-funding/hrsa-21-083>. Accessed on July 6, 2022.
- <sup>7</sup> Dorr H, Sanborn L. Prioritizing care: Partnering with providers and managed care organizations to improve health outcomes of people living with HIV. National Academy for State Health Policy (NASHP). December 2017. <https://nashp.org/wp-content/uploads/2017/09/HIV-Affinity-Provider-MCO-Engagement-Brief.pdf>. Accessed May 25, 2022.
- <sup>8</sup> Roscoe C, Hachey DM. Retention in HIV Care. September 10, 2020. National HIV Curriculum. <https://www.hiv.uw.edu/go/basic-primary-care/retention-care/core-concept/all>. Access July 11, 2022.
- <sup>9</sup> Crawford TN. Poor retention in care one-year after viral suppression: a significant predictor of viral rebound. AIDS Care. 2014;26(11):1393-9. Accessible at: <https://www.ncbi.nlm.nih.gov/pubmed/24848440>.
- <sup>10</sup> Yehia BR, French B, Fleishman JA, et al. Retention in care is more strongly associated with viral suppression in HIV-infected patients with lower versus higher CD4 counts 2014, J Acquir Immune Defic Syndr. 2014 Mar 1;65(3):333-9. Accessible at: <https://www.ncbi.nlm.nih.gov/pubmed/24129370>.
- <sup>11</sup> Robertson M, Laraque F, Mavronicolas H, et al. Linkage and retention in care and the time to HIV viral suppression and viral rebound – New York City. AIDS Care. 2015;27(2):260-7. Accessible at: <https://www.ncbi.nlm.nih.gov/pubmed/25244545>.
- <sup>12</sup> HIV Medicine Association. Tools for Monitoring HIV Care: HIV Clinical Quality Measures. April 2015. [http://paetc.org/wp-content/uploads/2015/04/Tools\\_for\\_Monitoring\\_Issue\\_Brief\\_update-April-2015.pdf](http://paetc.org/wp-content/uploads/2015/04/Tools_for_Monitoring_Issue_Brief_update-April-2015.pdf). Accessed February 16, 2022.
- <sup>13</sup> AIDSvu. Mapping PrEP: First Ever Data on PrEP Users Across the US. March 6, 2018. <https://aidsvu.org/prep/>. Accessed June 28, 2022.
- <sup>14</sup> Centers for Disease Control and Prevention (CDC). PrEP for HIV Prevention in the U.S. 2021. <https://www.cdc.gov/nchhstp/newsroom/fact-sheets/hiv/PrEP-for-hiv-prevention-in-the-US-factsheet.html>. Accessed July 6, 2022.
- <sup>15</sup> HIV.gov. Standing Up to Stigma. February 2020. <https://www.hiv.gov/hiv-basics/overview/making-a-difference/standing-up-to-stigma>. Accessed January 14, 2022.
- <sup>16</sup> HIV.gov. What Is the Impact of HIV on Racial and Ethnic Minorities in the U.S.? January 26, 2022. <https://www.hiv.gov/hiv-basics/overview/data-and-trends/impact-on-racial-and-ethnic-minorities>. Accessed July 11, 2022.
- <sup>17</sup> NIH.gov. To end the HIV epidemic, we must address health disparities. February 19, 2021. <https://www.nih.gov/news-events/news-releases/end-hiv-epidemic-we-must-address-health-disparities>. Accessed July 8, 2022.

## Washington State Health Care Authority (Laura Pennington)

On behalf of the Washington State Health Care Authority, we would like to provide the following comments regarding the proposed changes to the 2023 Child and Adult Core Measure Sets:

1. Measures recommended for addition: Overall we support the addition of the proposed measures, however, would like to provide the following comments:
  - a. Depression Screening and Follow- Up for Adolescents and Adults: We appreciate the addition of this measure, as it is a priority for Washington State but also recognize the difficulty in collecting the follow-up piece.
  - b. Lead Screening in Children: While we recognize the importance of this measure, we agree with the USPTF that there is not conclusive evidence of the overall impact. Therefore, we are a bit concerned about the addition of this measure.
  - c. Avoidance of Antibiotic Treatment for Acute Bronchitis/Bronchiolitis: We recently removed this measure from our Washington Statewide Common Measure Set and replaced with the new Antibiotic Utilization Rate (AXR). There is concern from our medical directors about the effectiveness of this measure and the opportunity to provide increased false results due to inappropriate coding that does not accurately reflect the services received. We feel that AXR is a better measure.
2. Measures for removal: We support the removal Screening for Depression and Follow-up Plan: Ages 12-17 (CDF-CH) and 18 and older (CDF-AD), as this aligns with our efforts to adopt the NCQA Depression Screening and Follow- Up for Adolescents and Adults (DSF-E) measure.
3. In addition to the above, we support CMS's efforts to advance health equity and the future of digital measures through the Child and Adult Core Sets, including consideration of standardized measures of health-related social needs screening and follow-up. Furthermore, we agree with the importance of stratifying Core Set measure performance by race, ethnicity, language, and disability. However, we also recognize the difficulty in collecting this type of information and appreciate CMS's efforts to consider ways to standardize and support state efforts.

Thank you in advance for the opportunity to provide comments.

---

**Mathematica Inc.**

Princeton, NJ • Ann Arbor, MI • Cambridge, MA  
Chicago, IL • Oakland, CA • Seattle, WA  
Tucson, AZ • Woodlawn, MD • Washington, DC

**EDI Global, a Mathematica Company**

Operating in Tanzania, Uganda, Kenya, Mozambique, and the United Kingdom

*Mathematica, Progress Together, and the "spotlight M" logo are registered trademarks of Mathematica Inc.*



[mathematica.org](https://www.mathematica.org)